



CS-C2525E

CS-C3225E

CS-C3232E

CS-C4035E

PARTS LIST

Published in July 2007

2JL70952

Rev.2

NOTES

1. Indicate parts number and parts description together with the machine model name when placing an order.

e.g.	Parts Number	Parts Name	Machine Model	Quantity
	302JL69010	BASE EMBLEM 2525E (CS) (25/25ppm)	CS-C2525E	1
	302JJ69010	BASE EMBLEM 3225E (CS) (32/25ppm)	CS-C3225E	1
	302JG69010	BASE EMBLEM 3232E (CS) (32/32ppm)	CS-C3232E	1
	302JD69010	BASE EMBLEM 4035E (CS) (40/35ppm)	CS-C4035E	1

2. Symbols in the "Parts Number" column.

- Parts with "•" are component parts or sub-assemblies of the assembly appearing immediately above them.

e.g.	Parts Number	Parts Name	Parts Number	Parts Name
	302FZ00440	COVER INNER LEFT ASS'Y	•2BL16220	BRUSH CLEANER
			•302FZ04210	COVER INNER LEFT

- Parts with "⊙" indicate regular maintenance parts.

3. Items indicated in Description column as (OPTION) are Consumable parts.

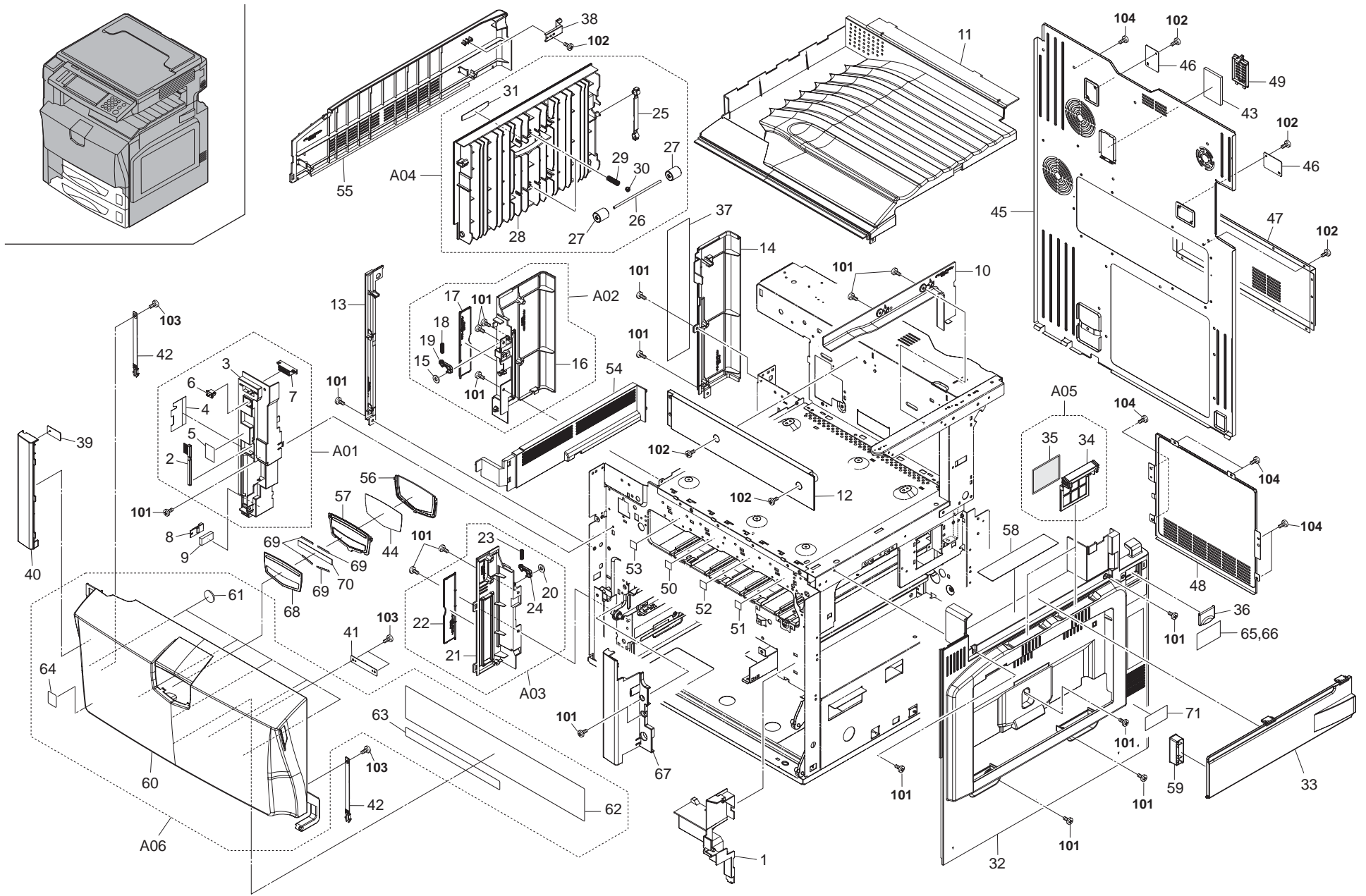


FIG. 1 Covers

2JL/2JJ/2JG/2JD-1

	Ref. No.	Part.No.	Alternative.	Description	Quantity
⊙	1	302FZ04200	2FZ04200	COVER INNER RIGHT	1
⊙	A01	302FZ00440	2FZ00440	COVER INNER LEFT ASS'Y	1
	2	*2BL16220	5AAVBRUSH036	BRUSH CLEANER	1
⊙	3	*302FZ04210	2FZ04210	COVER INNER LEFT	1
	4	*302FZ04640	2FZ04640	SHEET HARNESS LEFT	1
	5	*302GR34181	2GR34181	LABEL SEP CLEANING	1
	6	*35927420		SWITCH,SIZE	1
	7	*60804120		MAGNET CATCH	1
⊙	8	2FB27060		SENSOR HUMIDITY	1
	9	302FZ04730	2FZ04730	SPACER SENSOR	1
⊙	10	302FZ04190	2FZ04190	COVER RIGHT TRAY	1
⊙	11	302FZ04040	2FZ04040	COVER TOP	1
	12	2BJ04031		REAR COVER TRAY	1
⊙	13	302FZ04430	2FZ04430	COVER LEFT FRONT TOP	1
⊙	14	302FZ04440	2FZ04440	COVER LEFT REAR TOP	1
⊙	A02	302FZ00450	2FZ00450	COVER LEFT REAR ASS'Y	1
	15	*2BG22990		CUT WASHER 4	1
⊙	16	*302FZ04160	2FZ04160	COVER LEFT REAR	1
⊙	17	*302FZ04240	2FZ04240	LID COVER LEFT	1
	18	*5MMW261SD004	3B706550	SPRING COVER R /40283V0069 A4	1
	19	*5MVX421DN003	2BL06490	LOCK COVER R /40283V0068 A4	1
⊙	A03	302FZ00460	2FZ00460	COVER LEFT FRONT ASS'Y	1
	20	*2BG22990		CUT WASHER 4	1
⊙	21	*302FZ04150	2FZ04150	COVER LEFT FRONT	1
⊙	22	*302FZ04240	2FZ04240	LID COVER LEFT	1
	23	*5MMW261SD004	3B706550	SPRING COVER R /40283V0069 A4	1
	24	*5MVX421DN003	2BL06490	LOCK COVER R /40283V0068 A4	1
⊙	A04	302FZ93311	2FZ93311	PARTS COVER FEED LOW ASS'Y	1
	25	*2BG06480		BAND B	1
	26	*302BG06152	2BG06152	SHAFT FEED B	2
	27	*302BG06162	2BG06162	PULLEY FEED	4
⊙	28	*302FZ04350	2FZ04350	COVER FEED LOW	1
	29	*302FZ04761	2FZ04761	SPRING FEED LOW	2
	30	*302FZ24600	2FZ24600	BUSH SP	2
	31	*302GR34040	2GR34040	LABEL LEFT COVER A	1
⊙	32	302FZ04060	2FZ04060	COVER RIGHT	1
⊙	33	302FZ04071	2FZ04071	COVER RIGHT MID A	1
⊙	A05	302FZ00470	2FZ00470	COVER FILTER ASS'Y	2
	34	*302FZ04470	2FZ04470	COVER FILTER	2
	35	*302FZ04500	2FZ04500	FILTER DUST	2
	36	302FZ04630	2FZ04630	COVER MAIN SW	1
⊙	37	302FZ34021	2FZ34021	LABEL JAM FUSER	1
	38	302FZ04830	2FZ04830	PLATE COVER LEFT MID	1
⊙	39	302FZ04250	2FZ04250	PLATE MAGNET	1
⊙	40	302FZ04120	2FZ04120	COVER FRONT SIDE MID	1
	41	5MMS626SD003	2BM04100	PLATE MAGCHATCH	1
	42	302FZ04490	2FZ04490	STRAP COVER FRONT	2
	43	302FZ33240	2FZ33240	FILTER DUCT PU	1
	44	302JD04070	2JD04070	SHEET EMBLEM	1
	45	302FZ04231	2FZ04231	COVER REAR (25/25ppm) (32/25ppm) (32/32ppm)	1

	Ref. No.	Part.No.	Alternative.	Description	Quantity
	45	302JD04030	2JD04030	COVER REAR (40/35ppm)	1
	46	2C912430		LID KMAS	2
	47	302FZ04881	2FZ04881	COVER REAR MOTOR	1
				(25/25ppm) (32/25ppm) (32/32ppm)	
	47	302JD04010	2JD04010	COVER REAR MOTOR (40/35ppm)	1
	48	302FZ39640	2FZ39640	LID SHIELD BOX	1
				(25/25ppm) (32/25ppm) (32/32ppm)	
	48	302JD04040	2JD04040	LID SHIELD BOX (40/35ppm)	1
	49	302FZ33250	2FZ33250	COVER FILTER DUCT PU	1
	50	4AK73740	5MVL221WN33	LABEL CONTAINER T1	1
	51	4AK73750	5MVL221WN34	LABEL CONTAINER T2	1
	52	4AK73760	5MVL221WN35	LABEL CONTAINER T3	1
	53	4AK73770	5MVL221WN36	LABEL CONTAINER T4	1
⊙	54	302FZ04180	2FZ04180	COVER EXIT TOP	1
⊙	55	302FZ04170	2FZ04170	COVER LEFT MID	1
	56	302JD04060	2JD04060	EMBLEM LOGO	1
	57	302JL69010	2JL69010	BASE EMBLEM 2525E (CS) (25/25ppm)	1
	57	302JL69010	2JL69010	BASE EMBLEM 3225E (CS) (32/25ppm)	1
	57	302JG69010	2JG69010	BASE EMBLEM 3232E (CS) (32/32ppm)	1
	57	302JD69010	2JD69010	BASE EMBLEM 4035E (CS) (40/35ppm)	1
⊙	58	302FZ34270	2FZ34270	LABEL BOARD SET	1
	59	303JT39020	3JT39020	COVER CF	1
⊙	A06	302FZ80070	2FZ80070	FRONT COVER A ASSY SP	1
	60	*302FZ04010	2FZ04010	COVER FRONT	1
	61	*302FZ04710	2FZ04710	CUSHION COVER FRONT	5
	62	*302FZ34230	2FZ34230	LABEL CONTAINER	1
	63	*302FZ34250	2FZ34250	LABEL CONTAINER OPE A	1
	64	*302G634070	2G634070	LABEL ENERGY STAR	1
⊙	65	302GR34230	2GR34230	LABEL OFF CAUTION A	1
⊙	66	302FZ34010	2FZ34010	LABEL OFF CAUTION E	1
⊙	67	302FZ04110	2FZ04110	COVER FRONT SIDE LOW	1
	68	302JD69020	2JD69020	PLATE EMBLEM (CS)	1
	69	302JD04090	2JD04090	TAPE EMBLEM A	4
	70	302JD04100	2JD04100	TAPE EMBLEM B	1
	71	302DC05120	2DC05120	LABEL CAUTION HG	1
	101	B1B64080		+BIND TAP-TITE P SCREW M4X08	
	102	5MBTPB3006TW++R	B1A53060	BIND T.T SCREW(+)/ M3 X 6 CRFREE S-T	
	103	BAA63080		+TP TAP-TITE P SCREW M3X08	
	104	B1A54080		+BIND TAP-TITE S SCREW M4X08	

- Parts with "*" are component parts or sub-assemblies of the assembly appearing immediately above them.
- Parts with "⊙" indicate regular maintenance parts.

FIG. 2 Frames I

2JL/2JJ/2JG/2JD-1

Ref. No.	Part.No.	Alternative.	Description	Quantity
1	7YZM110004++H01	YZ037960	ACCESS.BUSHING	5
2	7YZM610008++H01	YZ037940	ACCESS.SADDLE	5
3	7YZM610001++H01	YZ010230	ACCESS SADDLE	2
4	7YZM610007++H01	YZ023340	ACCESS SADDLE	10
5	7YZM210003++H01	YZ037970	ACCESS.EDGING	1
6	7YZM610002++H01	YZ010240	ACCESS SADDLE	1
7	7YZM210002++H01	YZ004730	ACCESS.EDGING	1
8	302FZ02160	2FZ02160	RAIL IMAGE REAR	1
9	302FZ02291	2FZ02291	STOPPER IMAGE UNIT R	1
10	302FZ02300	2FZ02300	SPRING STOPPER	1
11	302FZ39890	2FZ39890	PAD WIRE A	1
12	302FZ45120	2FZ45120	THERMISTOR	1
13	7YCC02B1001+H01	YC014610	CONNECTOR	1
14	302FZ02150	2FZ02150	RAIL IMAGE FRONT	1
15	302FZ02280	2FZ02280	STOPPER IMAGE UNIT F	1
16	302FZ02300	2FZ02300	SPRING STOPPER	1
17	302FZ46040	2FZ46040	WIRE ID SENSOR	1
18	302FZ02591	2FZ02591	HOOK DLP	4
19	302FZ94330	2FZ94330	PARTS.ID SENSOR ASS'Y SP	1
20	*2BG16590		FELT TC CLN	3
21	*302FZ02170	2FZ02170	RAIL DRUM LEFT	1
22	*302FZ02190	2FZ02190	SHUTTER ID SENSOR	1
23	*302FZ02200	2FZ02200	SPRING SHUTTER ID SENSOR	1
24	*302FZ02710	2FZ02710	GUIDE TC R	1
25	*302FZ02770	2FZ02770	PLATE ID SENSOR	1
26	*302FZ02780	2FZ02780	SHEET ID SENSOR	1
27	*302FZ24020	2FZ24020	SHEET TRANSFER R	1
28	*302FZ45080	2FZ45080	ID SENSOR	3
29	*302FZ46321	2FZ46321	WIRE ID SENSOR UNIT	1
30	*7YZM610007++H01	YZ023340	ACCESS.SADDLE	3
31	302FZ93230	2FZ93230	PARTS MPT JOINT ASS'Y	1
32	*302FZ07500	2FZ07500	BRACKET MPT GEAR	1
33	*302FZ07510	2FZ07510	GEAR JOINT MPT	3
34	302FZ00531	2FZ00531	RETAINER PU ASS'Y	1
35	*2BC06980		STOPPER 5	4
36	*302FZ01280	2FZ01280	PRINTED W.BOARD TONER FULL ASSY	1
37	*302FZ02120	2FZ02120	RETAINER PU	1
38	*302FZ02410	2FZ02410	LEVER RETAINER	2
39	*302FZ02420	2FZ02420	SPRING RETAINER	2
40	*302FZ02810	2FZ02810	SHAFT SWEEP DRIVE	1
41	*302FZ02820	2FZ02820	GEAR SWEEP Z15	4
42	*302FZ02830	2FZ02830	GEAR SWEEP Z23	1
43	*302FZ02840	2FZ02840	GEAR SWEEP Z49 Z24	1
44	*302FZ02850	2FZ02850	GEAR SWEEP Z28	1
45	*302FZ02860	2FZ02860	SHAFT FEED SWEEP	1
46	*302FZ02870	2FZ02870	GEAR SWEEP Z20	1
47	*302FZ02900	2FZ02900	PLATE DRUM EARTH	4
48	*302FZ02910	2FZ02910	TAPE RETAINER	4
49	*302FZ02920	2FZ02920	SHEET TRAY CL	3
50	*302FZ02930	2FZ02930	SHEET TRAY BK	1

Ref. No.	Part.No.	Alternative.	Description	Quantity
48	*302FZ04510	2FZ04510	COVER INNER MIDDLE	1
49	*302FZ04540	2FZ04540	TRAY CONTAINER Y	1
50	*302FZ04550	2FZ04550	TRAY CONTAINER BK	1
51	*302FZ04571	2FZ04571	COVER FULL SENSOR	1
52	*302FZ04590	2FZ04590	TRAY CONTAINER M	1
53	*302FZ04600	2FZ04600	TRAY CONTAINER C	1
54	*302FZ04780	2FZ04780	LEVER LOCK WASTE	1
55	*302FZ04790	2FZ04790	SPRING LOCK WASTE	1
56	*302FZ04890	2FZ04890	SEAL TRAY BK	1
57	*302FZ04900	2FZ04900	SEAL TRAY Y	1
58	*302FZ04910	2FZ04910	SEAL TRAY C	1
59	*302FZ04920	2FZ04920	SEAL TRAY M	1
60	*302FZ04940	2FZ04940	TRAY WASTE	1
61	*302FZ04950	2FZ04950	SPONGE TRAY WASTE	1
62	*302FZ46310	2FZ46310	WIRE WASTE TONER SENSOR	1
63	*302FZ46710	2FZ46710	WIRE TONER SENSOR JOINT	1
64	*3CY07080		BUSHING 6	3
65	*5MMX321LD039	2D902590	PLATE WASTE SENSOR /A-80 A3	1
66	*5MVS313SB002	2BR08310	SPACER LED /43587J2063 A4	1
67	*7QPPT491F+++H01	NAEFJ010	TRANSISTOR PHOTO PT491FE0000F	1
68	302FZ02470	2FZ02470	STOPPER CONTAINER CC	3
69	302FZ02480	2FZ02480	STOPPER CONTAINER BK CC	1
101	5MBTPB3008PW++R	B1A63080	BIND T.T SCREW(+)/ M3 X 8 CRFREE P-T	
102	B1B64080		+BIND TAP-TITE P SCREW M4X08	
103	5MBTPB4010PW++R	B1A64100	BIND T.T SCREW(+)/ M4 X 10 CRFREE P-T	
104	5MBTPB3006TW++R	B1A53060	BIND T.T SCREW(+)/ M3 X 6 CRFREE S-T	
105	B1A54080		+BIND TAP-TITE S SCREW M4X08	
106	E5120100		SPRING PIN H7A 2X10 SUS	

- Parts with "*" are component parts or sub-assemblies of the assembly appearing immediately above them.
- Parts with "⊙" indicate regular maintenance parts.

FIG. 3 Frames II

2JL/2JJ/2JG/2JD-1

Ref. No.	Part.No.	Alternative.	Description	Quantity
1	302FZ02260	2FZ02260	FRAME FUSER UNIT FRONT	1
2	302FZ02510	2FZ02510	SPRING EARTH EXIT	1
3	302FZ02270	2FZ02270	FRAME FUSER UNIT REAR	1
4	302FZ39710	2FZ39710	PLATE EARTH FUSER	1
5	302FZ02720	2FZ02720	PLATE FUSER	1
6	7YZM610007+++H01	YZ023340	ACCESS.SADDLE	1
7	302FZ02250	2FZ02250	FRAME FUSER UNIT CENTER	1
8	302FZ46290	2FZ46290	WIRE FUSER PRI	1
9	2BG02410		SCREW A	2
10	302FZ02341	2FZ02341	STAY UPPER REAR	1
11	7YZM210002+++H01	YZ004730	ACCESS.EDGING	1
12	302FZ33120	2FZ33120	DUCT PU UPPER REAR	1
13	302FZ33210	2FZ33210	DUCT PU LOWER	1
14	302FZ33220	2FZ33220	DUCT PU UPPER	1
⊙	15	302FZ94380	PARTS,FAN COOLING DLP 70 SP	1
16	302FZ46670	2FZ46670	WIRE LSU FAN	1
17	302FZ02360	2FZ02360	STAY ISU UPPER RIGHT	1
18	302FZ02380	2FZ02380	STAY ISU MIDDLE RIGHT	1
19	302FZ02790	2FZ02790	MOUNT ISU ADJUST	1
20	7YZM210003+++H01	YZ037970	ACCESS.EDGING	1
21	7YZM610007+++H01	YZ023340	ACCESS.SADDLE	4
22	7YZM610004+++H01	YZ012210	ACCESS SADDLE	2
23	7YZM610001+++H01	YZ010230	ACCESS SADDLE	2
24	7YZM210006+++H01	YZ038000	ACCESS.EDGING	2
25	302GR02221	2GR02221	LEVER LOCK CASSETTE	2
26	302GR02230	2GR02230	SPRING LEVER	2
27	7YZM610003+++H01	YZ010250	ACCESS SADDLE	1
28	302FZ02970	2FZ02970	MOUNT FRONT SIDE TOP	1
29	302GR02570	2GR02570	GROUND PLATE ISU C	5
30	302GR02580	2GR02580	GROUND PLATE ISU D	4
31	2BJ02110		FULCRUM PLATE,MIDDLE TRAY	1
32	2BJ02121		HOLDER,FULCRUM	1
⊙	33	302FZ04130	COVER FRONT SIDE TOP	1
⊙	34	302FZ04140	COVER EXIT FRONT	1
⊙	35	302GR04370	MAGNET CLIP DISH	1
⊙	36	302GR04380	SEAL MAGNET	1
⊙	37	302FZ04450	CLIP DISH	1
38	302FZ02320	2FZ02320	STAY UPPER LEFT	1
39	302FZ39740	2FZ39740	PLATE FRAME FUSER F	1
40	302FZ33280	2FZ33280	JOINT TUBE B	1
41	302FZ33350	2FZ33350	TUBE COOLING EXIT	1
42	302FZ33390	2FZ33390	SPRING TUBE	1
43	302FZ39750	2FZ39750	PLATE EARTH FRAME REAR	1
44	302FZ39760	2FZ39760	PLATE EARTH FRAME FRONT	1
45	302GR02311	2GR02311	MOUNT RUBBER ISU	1
46	302GR02321	2GR02321	ADJUSTOR ISU	1
47	M7005010		CLAMP,EMT-3N(TAKEUCHI)	4
48	302FZ24170	2FZ24170	SHEET RAIL BYPASS	1
49	302FZ39490	2FZ39490	SHIELD LSU WIRE	1
50	7ZG65TAV+080H01	ZG046700	SHIELD GASKET	1

Ref. No.	Part.No.	Alternative.	Description	Quantity
51	302FZ46500	2FZ46500	WIRE KEYCOUNTER (25/25ppm) (32/25ppm) (32/32ppm)	1
52	302JD46060	2JD46060	WIRE APC FAN (40/35ppm)	1
101	5MBTPB4010PW++R	B1A64100	BIND T.T SCREW(+)/ M4 X 10 CRFREE P-T	
102	B1A54080		+BIND TAP-TITE S SCREW M4X08	
103	5MBTPB3006TW++R	B1A53060	BIND T.T SCREW(+)/ M3 X 6 CRFREE S-T	
104	B1B03050		+BIND SCREW M3X05(TRIVALENT CHROMATI	
105	5MBTPB4006TW++R	B1A54060	BIND T.T SCREW(+)/ M4 X 6 CRFREE S-T	
106	B1A64120		+BIND TAP-TITE P SCREW M4X12	

- Parts with "*" are component parts or sub-assemblies of the assembly appearing immediately above them.
- Parts with "⊙" indicate regular maintenance parts.

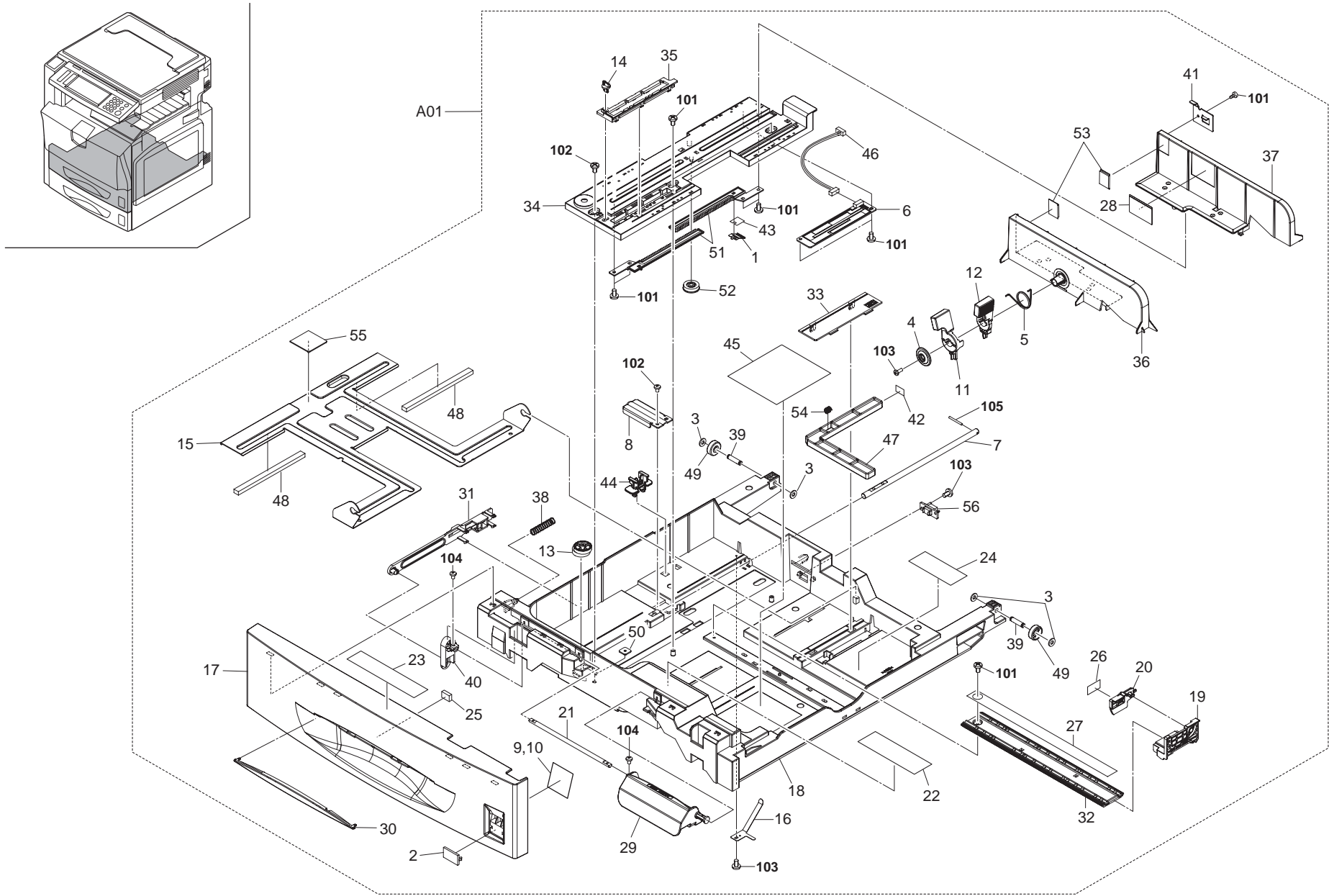


FIG. 4 Paper Cassette I

2JL/2JJ/2JG/2JD-1

Ref. No.	Part.No.	Alternative.	Description	Quantity	Ref. No.	Part.No.	Alternative.	Description	Quantity
⊙ A01	302FZ93034	2FZ93034	PARTS CASSETTE 1ST ASSY	1	50	*3CY06030		RETAINER M4	1
⊙ 1	*2BC07860		TERMINAL,PAPER SIZE DETECTION	1	51	*3CY06090		RACK CURSOR	2
⊙ 2	*2BL04310		PLATE NUMBER	1	52	*3CY06100		GEAR 20,CURSOR	1
⊙ 3	*2C904550		CUT WASHER 5	4	53	*60907170		CUSHION,CASSETTE R	2
⊙ 4	*2FB07050		PIN CURSOR	1	54	*66106080		SPRING,PAD	1
⊙ 5	*2FB07060		SPRING CURSOR	1	55	*66107100		PAD,CASSETTE	1
⊙ 6	*2FG01020		SIZE DETECTION ASS'Y	1	⊙ 56	*7YCC08B2046+H01	YC026110	CONNECTOR	1
⊙ 7	*302AR07041	2AR07041	SHAFT,WORK PLATE	1					
⊙ 8	*302BC06091	2BC06091	WORK PLATE,LIFT CASSETTE	1	101	BAA63080		+TP TAP-TITE P SCREW M3X08	
⊙ 9	*302FB05200	2FB05200	PLATE SIZE C	1	102	B4B04080		+TP-A SCREW M4X08(TRIVALENT CHROMATIN	
⊙ 10	*302FB05210	2FB05210	PLATE SIZE IN	1	103	5MBTPB3008PW++R	B1A63080	BIND T.T SCREW(+)/ M3 X 8 CRFREE P-T	
⊙ 11	*302FB07032	2FB07032	LEVER CURSOR A	1	104	B1B03050		+BIND SCREW M3X05(TRIVALENT CHROMATI	
⊙ 12	*302FB07042	2FB07042	LEVER CURSOR B	1	105	5MBP2514WXSP	E0025250	SPRING PIN /M2.5 X 14 S-BLK	
⊙ 13	*302FB07340	2FB07340	ADJUSTING PLATE CASSETTE	1					
⊙ 14	*302FB07420	2FB07420	PIN CASSETTE	1					
⊙ 15	*302FG07091	2FG07091	BASE CASSETTE	1					
⊙ 16	*302FG07200	2FG07200	GROUND PLATE,CASSETTE	1					
⊙ 17	*302FZ04090	2FZ04090	COVER CASSETTE	1					
⊙ 18	*302FZ09011	2FZ09011	CASSETTE	1					
⊙ 19	*302FZ09030	2FZ09030	CURSOR RIGHT	1					
⊙ 20	*302FZ09040	2FZ09040	CURSOR RIGHT UPPER	1					
⊙ 21	*302FZ09070	2FZ09070	SHAFT HANDLE	1					
⊙ 22	*302FZ09090	2FZ09090	LABEL CASSETTE OPERATION 1	1					
⊙ 23	*302FZ09101	2FZ09101	LABEL BYPASS OPERATION	1					
⊙ 24	*302FZ09111	2FZ09111	LABEL CURSOR OPERATION	1					
⊙ 25	*302FZ09120	2FZ09120	SPONGE FRONT	1					
⊙ 26	*302FZ09130	2FZ09130	LABEL PAPER MAX	1					
⊙ 27	*302FZ09141	2FZ09141	LABEL PAPER SIZE R1	1					
⊙ 28	*302FZ09150	2FZ09150	LABEL PAPER UPPER LIMIT	1					
⊙ 29	*302GR09020	2GR09020	HANDLE CASSETTE 1	1					
⊙ 30	*302GR09040	2GR09040	HANDLE CASSETTE 2	1					
⊙ 31	*302GR09051	2GR09051	LEVER CASSETTE	1					
⊙ 32	*302GR09060	2GR09060	RAIL CURSOR R	1					
⊙ 33	*302GR09070	2GR09070	LID PAPER SIZE	1					
⊙ 34	*302GR09080	2GR09080	RAIL CURSOR A	1					
⊙ 35	*302GR09090	2GR09090	SUPPORT PLATE	1					
⊙ 36	*302GR09102	2GR09102	FRONT CURSOR CASSETTE	1					
⊙ 37	*302GR09112	2GR09112	REAR CURSOR CASSETTE	1					
⊙ 38	*302GR09120	2GR09120	SPRING LEVER CASSETTE	1					
⊙ 39	*302GR09130	2GR09130	SHAFT PULLEY	2					
⊙ 40	*302GR09150	2GR09150	WORK PLATE HANDLE	1					
⊙ 41	*302GR09160	2GR09160	STOPPER PAPER	1					
⊙ 42	*302GR09210	2GR09210	SEAL DETECTION PLATE	1					
⊙ 43	*302GR09980	2GR09980	SPACER SIZE PLATE	1					
⊙ 44	*302GR09990	2GR09990	LIFT LOCK	1					
⊙ 45	*302GR34022	2GR34022	LABEL PAPER SIZE	1					
⊙ 46	*302GR46450	2GR46450	WIRE CASSETTE UNIT	1					
⊙ 47	*33907170		DETECTION PLATE,PAPER SIZE	1					
⊙ 48	*33907210		CUSHION,CASSETTE WORK PLATE	2					
⊙ 49	*34907150		PULLEY,CASSETTE	2					

- Parts with "*" are component parts or sub-assemblies of the assembly appearing immediately above them.
- Parts with "⊙" indicate regular maintenance parts.

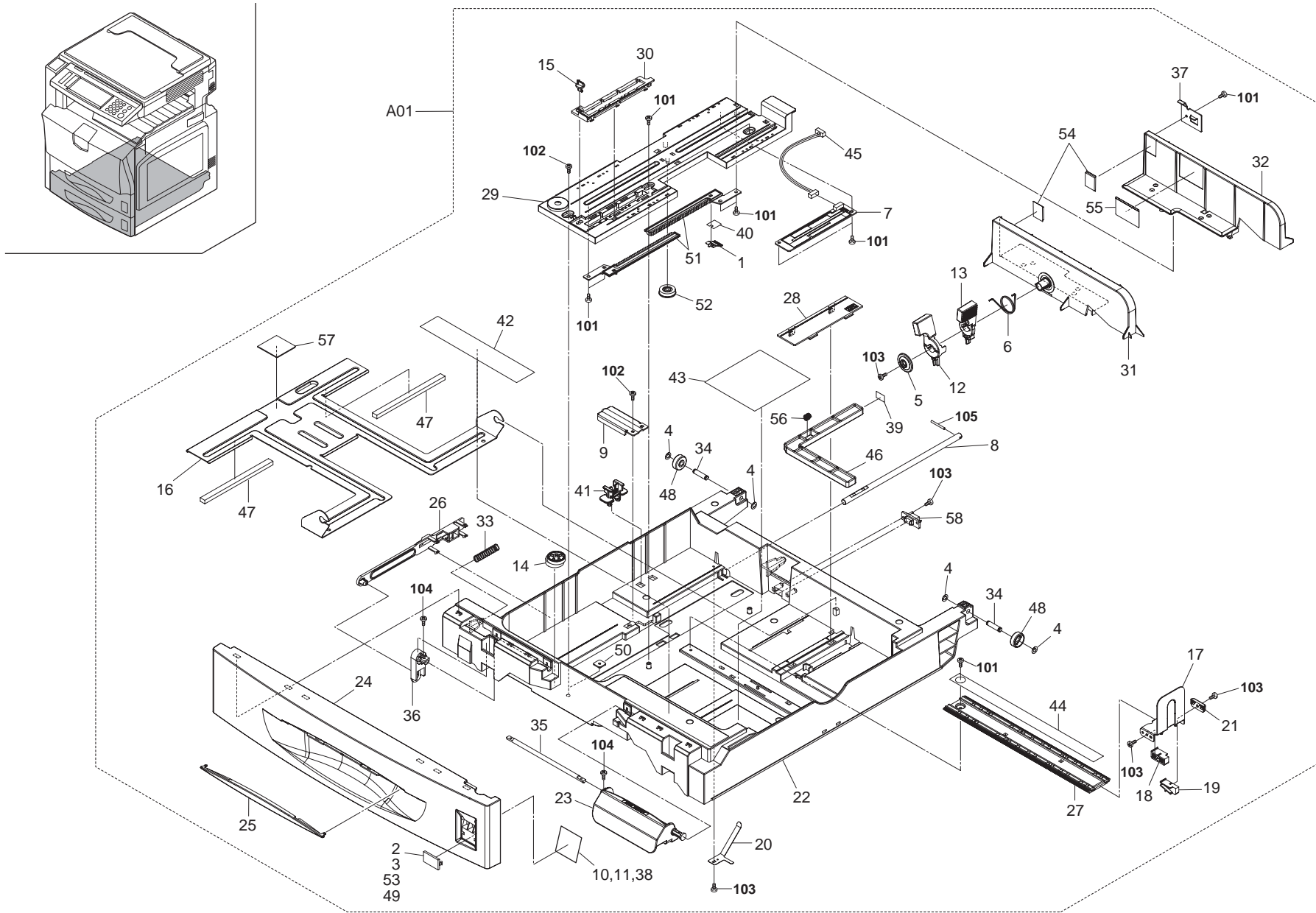


FIG. 5 Paper Cassette II

2JL/2JJ/2JG/2JD-1

Ref. No.	Part.No.	Alternative.	Description	Quantity	Ref. No.	Part.No.	Alternative.	Description	Quantity
⊙ A01	302GR93082	2GR93082	CT-710	1	50	*3CY06030		RETAINER M4	1
⊙ 1	*2BC07860		TERMINAL,PAPER SIZE DETECTION	1	⊙ 51	*3CY06090		RACK CURSOR	2
⊙ 2	*2BL04310		PLATE NUMBER	1	⊙ 52	*3CY06100		GEAR 20,CURSOR	1
⊙ 3	*2BL04370		PLATE NUMBER 2	1	⊙ 53	*5MVX321CE001	3CF04050	PLATE NUMBER 3 /3CF0405 A4	1
⊙ 4	*2C904550		CUT WASHER 5	4	⊙ 54	*60907170		CUSHION,CASSETTE R	2
⊙ 5	*2FB07050		PIN CURSOR	1	⊙ 55	*61705110		LABEL,PAPER UPPER LIMIT	1
⊙ 6	*2FB07060		SPRING CURSOR	1	56	*66106080		SPRING,PAD	1
⊙ 7	*2FG01020		SIZE DETECTION ASS'Y	1	57	*66107100		PAD,CASSETTE	1
⊙ 8	*302AR07041	2AR07041	SHAFT,WORK PLATE	1	⊙ 58	*7YCC08B2046+H01	YC026110	CONNECTOR	1
⊙ 9	*302BC06091	2BC06091	WORK PLATE,LIFT CASSETTE	1					
⊙ 10	*302FB05200	2FB05200	PLATE SIZE C	1					
⊙ 11	*302FB05210	2FB05210	PLATE SIZE IN	1					
⊙ 12	*302FB07032	2FB07032	LEVER CURSOR A	1					
⊙ 13	*302FB07042	2FB07042	LEVER CURSOR B	1					
⊙ 14	*302FB07340	2FB07340	ADJUSTING PLATE CASSETTE	1	101	BAA63080		+TP TAP-TITE P SCREW M3X08	
⊙ 15	*302FB07420	2FB07420	PIN CASSETTE	1	102	B4B04080		+TP-A SCREW M4X08(TRIVALENT CHROMATIN	
⊙ 16	*302FG07091	2FG07091	BASE CASSETTE	1	103	5MBTPB3008PW++R	B1A63080	BIND T.T SCREW(+)/ M3 X 8 CRFREE P-T	
⊙ 17	*302FG07151	2FG07151	CURSOR C CASSETTE	1	104	B1B03050		+BIND SCREW M3X05(TRIVALENT CHROMATI	
⊙ 18	*302FG07170	2FG07170	FRONT GUIDE C,CURSOR	1	105	5MBP2514WXSP	E0025250	SPRING PIN /M2.5 X 14 S-BLK	
⊙ 19	*302FG07180	2FG07180	REAR GUIDE C,CURSOR	1					
⊙ 20	*302FG07200	2FG07200	GROUND PLATE,CASSETTE	1					
⊙ 21	*302FG07230	2FG07230	STOPPER,TRAILING EDGE DETECTION	1					
⊙ 22	*302GR09011	2GR09011	CASSETTE	1					
⊙ 23	*302GR09020	2GR09020	HANDLE CASSETTE 1	1					
⊙ 24	*302GR09030	2GR09030	COVER CASSETTE	1					
⊙ 25	*302GR09040	2GR09040	HANDLE CASSETTE 2	1					
⊙ 26	*302GR09051	2GR09051	LEVER CASSETTE	1					
⊙ 27	*302GR09060	2GR09060	RAIL CURSOR R	1					
⊙ 28	*302GR09070	2GR09070	LID PAPER SIZE	1					
⊙ 29	*302GR09080	2GR09080	RAIL CURSOR A	1					
⊙ 30	*302GR09090	2GR09090	SUPPORT PLATE	1					
⊙ 31	*302GR09102	2GR09102	FRONT CURSOR CASSETTE	1					
⊙ 32	*302GR09112	2GR09112	REAR CURSOR CASSETTE	1					
⊙ 33	*302GR09120	2GR09120	SPRING LEVER CASSETTE	1					
⊙ 34	*302GR09130	2GR09130	SHAFT PULLEY	2					
⊙ 35	*302GR09140	2GR09140	SHAFT HANDLE	1					
⊙ 36	*302GR09150	2GR09150	WORK PLATE HANDLE	1					
⊙ 37	*302GR09160	2GR09160	STOPPER PAPER	1					
⊙ 38	*302GR09201	2GR09201	PLATE SIZE INCH	1					
⊙ 39	*302GR09210	2GR09210	SEAL DETECTION PLATE	1					
⊙ 40	*302GR09980	2GR09980	SPACER SIZE PLATE	1					
⊙ 41	*302GR09990	2GR09990	LIFT LOCK	1					
⊙ 42	*302GR34011	2GR34011	LABEL CASSETTE OPERATION	1					
⊙ 43	*302GR34022	2GR34022	LABEL PAPER SIZE	1					
⊙ 44	*302GR34032	2GR34032	LABEL PAPER SIZE R	1					
⊙ 45	*302GR46450	2GR46450	WIRE CASSETTE UNIT	1					
⊙ 46	*33907170		DETECTION PLATE,PAPER SIZE	1					
⊙ 47	*33907210		CUSHION,CASSETTE WORK PLATE	2					
⊙ 48	*34907150		PULLEY,CASSETTE	2					
⊙ 49	*3CF04060		PLATE NUMBER4	1					

- Parts with "*" are component parts or sub-assemblies of the assembly appearing immediately above them.
- Parts with "⊙" indicate regular maintenance parts.

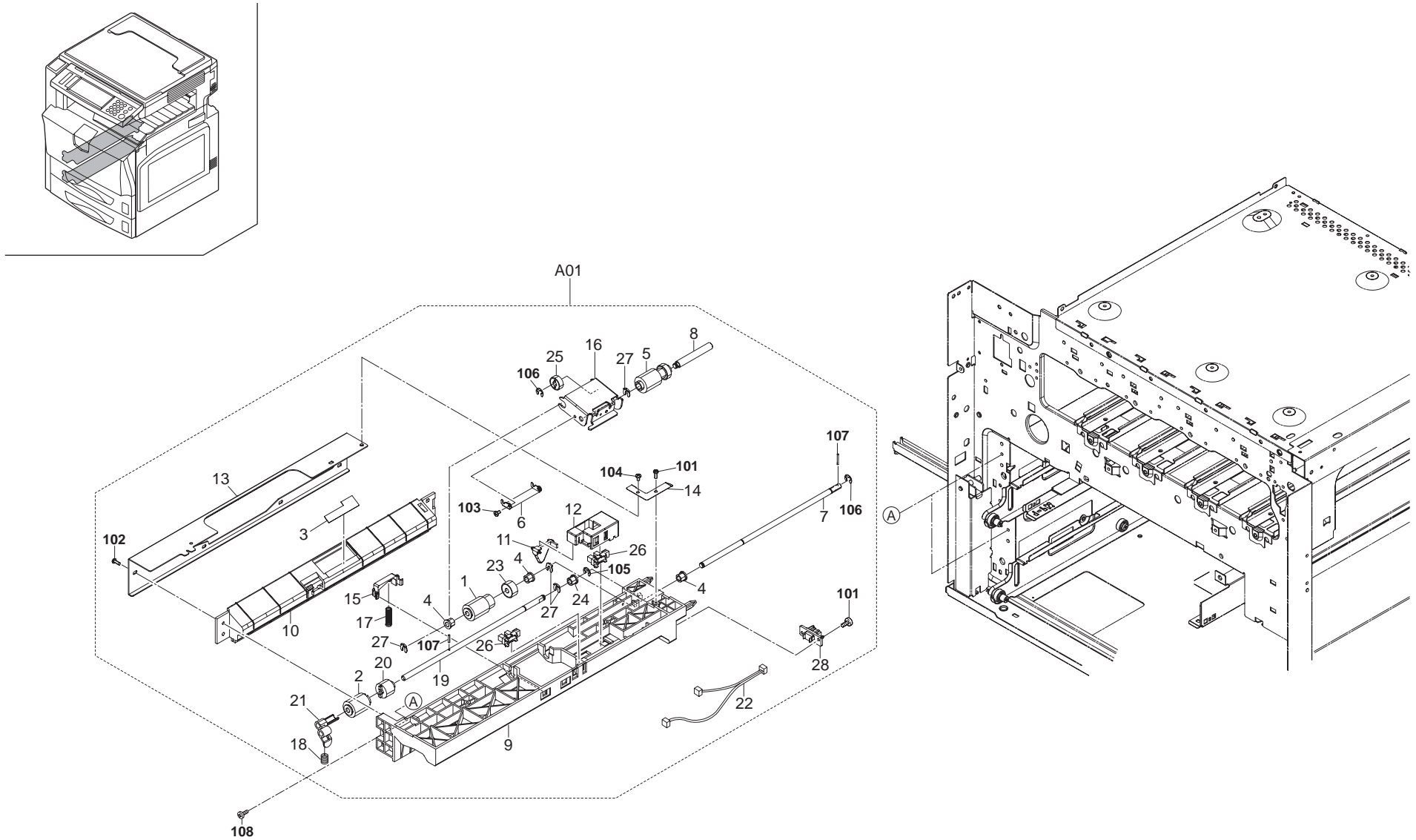


FIG. 6 Primary Unit

2JL/2JJ/2JG/2JD-1

Ref. No.	Part.No.	Alternative.	Description	Quantity
⊙ A01	302FZ93321	2FZ93321	PARTS FE-820	2
⊙ 1	*2AR07220		PULLEY,PAPER FEED	2
⊙ 2	*2AR07230		PULLEY,SEPARATION	2
⊙ 3	*2AR07660		GUIDE FILM,SEPARATION PULLEY	2
⊙ 4	*2BC06520		BUSHING 6,REGISTRATION	6
⊙ 5	*2BJ06010		PULLEY FEED A	2
⊙ 6	*2BL07900		PLATE LEADING FEED	2
7	*302AR07251	2AR07251	SHAFT,PAPER FEED	2
8	*302AR07271	2AR07271	SHAFT,LEADING FEED	2
9	*302FG07251	2FG07251	UPPER HOUSING,PAPER FEED	2
10	*302FG07260	2FG07260	LOWER HOUSING,PAPER FEED	2
11	*302FG07290	2FG07290	ACTUATOR,PAPER EMPTY	2
12	*302FG07300	2FG07300	HOLDER,ACTUATOR	2
13	*302FG07310	2FG07310	REINFORCEMENT PRIMARY PAPER FEED	2
14	*302FG07330	2FG07330	GROUND PLATE,PRIMARY PAPER FEED	2
15	*302GR06060	2GR06060	HOLDER PICK	2
16	*302GR06070	2GR06070	SUPPORT PLATE FEED	2
17	*302GR06080	2GR06080	SPRING PICK	2
18	*302GR06091	2GR06091	SPRING SEPARATION	2
19	*302GR06101	2GR06101	SHAFT SEPARATION	2
⊙ 20	*302GR06110	2GR06110	TORQUE LIMITER 360	2
21	*302GR06201	2GR06201	LEVER SEPARATION RELEASE	2
22	*302GR46430	2GR46430	WIRE PRIMARY FEED UNIT1	2
⊙ 23	*33906160		GEAR 16,PAPER FEED	2
24	*34806040		LOWER BUSHING,PAPER FEED	2
⊙ 25	*34922420		GEAR 15	2
⊙ 26	*5FNXGP1A73A++02	2DC27180	PT.SENSOR GP1A73AJ00/ BK	4
27	*5MVX111DN003	2A806250	RING STOPPER /A-49 FEED A4	8
⊙ 28	*7YCC08B2046+H01	YC026110	CONNECTOR	2

Ref. No.	Part.No.	Alternative.	Description	Quantity
101	5MBTPB3008PW++R	B1A63080	BIND T.T SCREW(+)/ M3 X 8 CRFREE P-T	
102	5MBTPB3010PW++R	B1B63100	BIND T.T SCREW(+)/ M3 X 10 CRFREE P-T	
103	B1B03040		+BIND SCREW M3X04(TRIVALENT CHROMATI	
104	B1B03050		+BIND SCREW M3X05(TRIVALENT CHROMATI	
105	D1A00400		STOP RING E-4(TRIVALENT CHROMATING)	
106	D1A00500		STOP RING E-5(TRIVALENT CHROMATING)	
107	E5120080		SPRING PIN H7A 2X8 SUS	
108	B1A54080		+BIND TAP-TITE S SCREW M4X08	

- Parts with "*" are component parts or sub-assemblies of the assembly appearing immediately above them.
- Parts with "⊙" indicate regular maintenance parts.

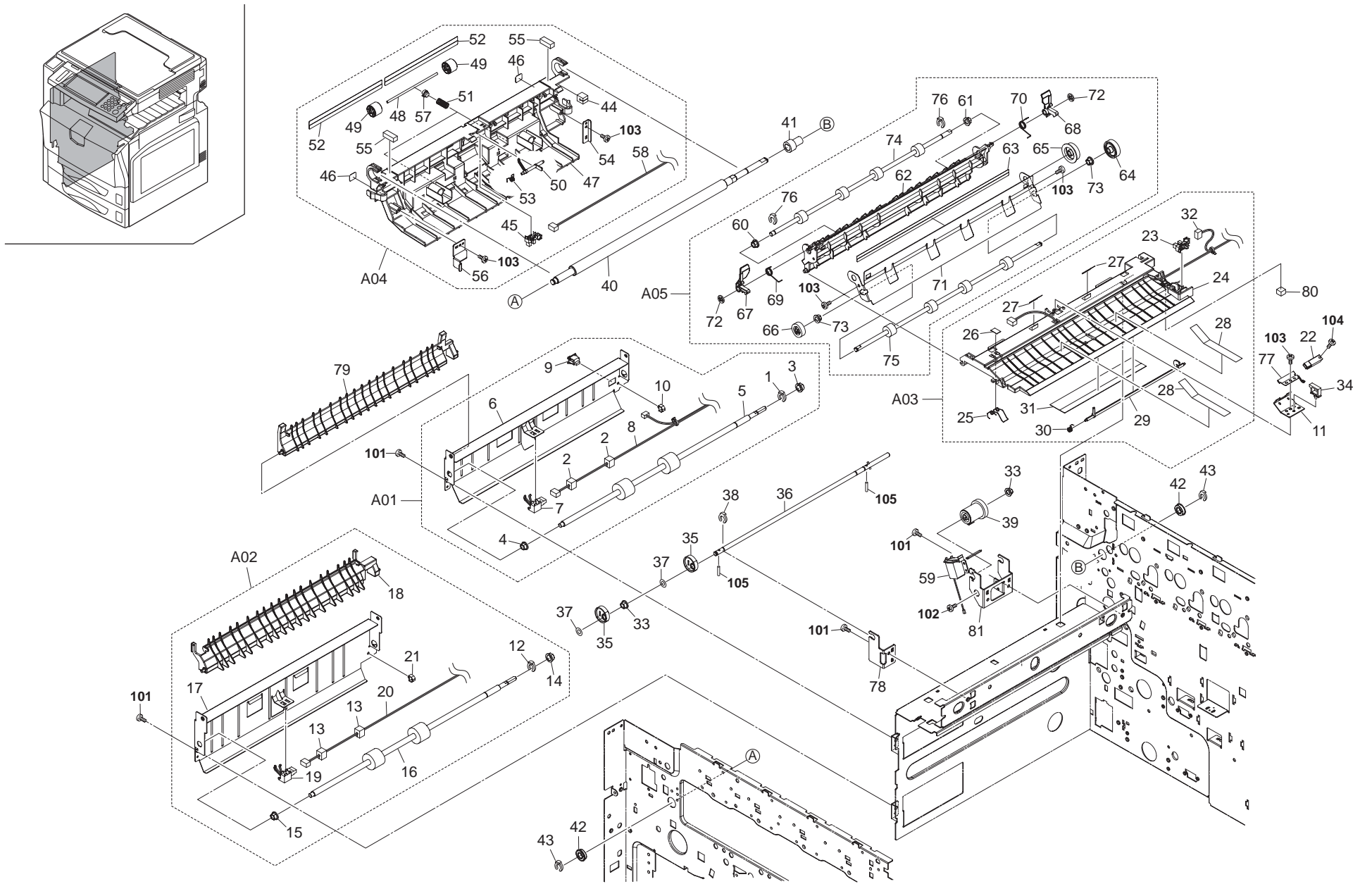


FIG. 7 Paper Conveying I

2JL/2JJ/2JG/2JD-1

Ref. No.	Part.No.	Alternative.	Description	Quantity
⊙ A01	302FZ94200	2FZ94200	PARTS,GUIDE FEED LOW 1ST ASS'Y SP	1
1	*2BC06910		STOPPER 6	1
2	*2BG06500		SPONGE WIRE A	2
3	*2BG22950		BUSH 8 EW	1
4	*2BG22960		BUSH 6	1
⊙ 5	*302FZ22750	2FZ22750	ROLLER FEED LOW	1
6	*302FZ22800	2FZ22800	GUIDE FEED LOW 1ST	1
⊙ 7	*302FZ44080	2FZ44080	SWITCH CONVEYING	1
8	*302FZ46540	2FZ46540	WIRE FEED SW UP	1
9	*35927420		SWITCH,SIZE	1
10	*7YZM610007++H01	YZ023340	ACCESS.SADDLE	1
11	302FZ22940	2FZ22940	PLATE SENS MIDDLE	1
⊙ A02	302FZ94210	2FZ94210	PARTS,GUIDE FEED LOW 2ND ASS'Y SP	1
12	*2BC06910		STOPPER 6	1
13	*2BG06500		SPONGE WIRE A	2
14	*2BG22950		BUSH 8 EW	1
15	*2BG22960		BUSH 6	1
⊙ 16	*302FZ22750	2FZ22750	ROLLER FEED LOW	1
17	*302FZ22810	2FZ22810	GUIDE FEED LOW 2ND	1
⊙ 18	*302FZ22830	2FZ22830	GUIDE FEED UP 2ND	1
⊙ 19	*302FZ44080	2FZ44080	SWITCH CONVEYING	1
20	*302FZ46550	2FZ46550	WIRE FEED SW LOW	1
21	*7YZM610007++H01	YZ023340	ACCESS.SADDLE	1
⊙ 22	302FZ44090	2FZ44090	SWITCH REGISTRATION	1
⊙ A03	302FZ94220	2FZ94220	PARTS,GUIDE MIDDLE LOW ASS'Y SP	1
⊙ 23	*2C927210		SENSOR 248NL1	1
⊙ 24	*302FZ22591	2FZ22591	GUIDE MIDDLE LOW	1
25	*302FZ22630	2FZ22630	SPRING EARTH MIDDLE	1
26	*302FZ22760	2FZ22760	STOPPER EARTH MIDDLE	1
27	*302FZ22781	2FZ22781	SHEET GUIDE LOW A	2
28	*302FZ22790	2FZ22790	SHEET GUIDE LOW B	2
⊙ 29	*302FZ22840	2FZ22840	ACTUATOR MID BYPASS	1
30	*302FZ22870	2FZ22870	SPRING ACTUATOR BYPASS	1
⊙ 31	*302FZ22950	2FZ22950	SHEET SENS MIDDLE	1
32	*302FZ46330	2FZ46330	WIRE FEED JAM	1
33	2BG22960		BUSH 6	2
34	7YZM610007++H01	YZ023340	ACCESS.SADDLE	1
⊙ 35	302FZ02671	2FZ02671	CAM SHAFT BLADE	2
36	302FZ02682	2FZ02682	SHAFT CLN LSU	1
37	2BG22990		CUT WASHER 4	2
38	5MVX111DN003	2A806250	RING STOPPER /A-49 FEED A4	1
39	302FZ02741	2FZ02741	CLUTCH LSU CLEANING	1
⊙ 40	302FZ22040	2FZ22040	ROLLER REGIST R	1
⊙ 41	302FZ22120	2FZ22120	GEAR REGIST Z18H	1
42	302FZ21300	2FZ21300	BEARING 688AZZ	2
43	2BC06910		STOPPER 6	2
⊙ A04	302FZ93430	2FZ93430	PARTS GUIDE FEED R ASSY	1
44	*2BG06500		SPONGE WIRE A	1
⊙ 45	*2C927210		SENSOR 248NL1	1
⊙ 46	*302FZ07340	2FZ07340	LABEL JAM BYPASS B1	2

Ref. No.	Part.No.	Alternative.	Description	Quantity
⊙ 47	*302FZ22084	2FZ22084	GUIDE FEED R	1
48	*302FZ22140	2FZ22140	SHAFT MIDDLE L	2
⊙ 49	*302FZ22150	2FZ22150	PULLEY MIDDLE	4
⊙ 50	*302FZ22160	2FZ22160	ACTUATOR REGIST	1
51	*302FZ22341	2FZ22341	SPRING MIDDLE	2
⊙ 52	*302FZ22380	2FZ22380	SHEET REGIST	2
53	*302FZ22620	2FZ22620	SPRING ACTUATOR REGIST	1
54	*302FZ24110	2FZ24110	PLATE GUIDE MIDDLE R	1
⊙ 55	*302FZ24160	2FZ24160	PAD REGIST	2
56	*302FZ24220	2FZ24220	PLATE GUIDE MIDDLE F	1
57	*302FZ24600	2FZ24600	BUSH SP	2
58	*302FZ46350	2FZ46350	WIRE REG JAM	1
⊙ 59	302FZ44050	2FZ44050	SOLENOID LSU CLN	1
⊙ A05	302FZ94240	2FZ94240	PARTS,GUIDE MIDDLE R ASS'Y SP	1
60	*2BG22960		BUSH 6	1
61	*2BG22970		BUSH 6 EW	1
⊙ 62	*302FZ22060	2FZ22060	GUIDE MIDDLE R	1
⊙ 63	*302FZ22460	2FZ22460	SHEET MIDDLE BYPASS	1
⊙ 64	*302FZ22470	2FZ22470	GEAR MIDDLE A	1
⊙ 65	*302FZ22481	2FZ22481	GEAR MIDDLE B	1
⊙ 66	*302FZ22490	2FZ22490	GEAR MIDDLE Z19S	1
⊙ 67	*302FZ22500	2FZ22500	LEVER MIDDLE F	1
⊙ 68	*302FZ22520	2FZ22520	LEVER MIDDLE R	1
69	*302FZ22600	2FZ22600	SPRING MID LEVER F	1
70	*302FZ22610	2FZ22610	SPRING MID LEVER R	1
⊙ 71	*302FZ22860	2FZ22860	GUIDE MIDDLE BYPASS	1
72	*302FZ22980	2FZ22980	STOPPER MID	2
73	*302FZ24090	2FZ24090	BUSH TC EW	2
⊙ 74	*302FZ94540	2FZ94540	PARTS,ROLLER MIDDLE R SP	1
⊙ 75	*302FZ94550	2FZ94550	PARTS,ROLLER MIDDLE BYPASS SP	1
76	*5MVX111DN003	2A806250	RING STOPPER /A-49 FEED A4	2
77	302FZ22690	2FZ22690	PLATE EARTH MID SENS	1
78	302FZ02700	2FZ02700	MOUNT SHAFT CAM	1
⊙ 79	302FZ22820	2FZ22820	GUIDE FEED UP 1ST	1
80	302FZ22700	2FZ22700	STOPPER CORD	1
81	302FZ02690	2FZ02690	MOUNT SOLENOID	1
101	B1A54080		+BIND TAP-TITE S SCREW M4X08	
102	5MBTPB3006TW++R	B1A53060	BIND T.T SCREW(+)/ M3 X 6 CRFREE S-T	
103	5MBTPB3008PW++R	B1A63080	BIND T.T SCREW(+)/ M3 X 8 CRFREE P-T	
104	5MBTPB3014TW++R	B1A53140	BIND T.T SCREW(+)/ M3 X 14 CRFREE S-T	
105	5MBP2012WPLD	E5120120	PARALLEL PIN / M2 X 12 SUS-DP	

- Parts with "*" are component parts or sub-assemblies of the assembly appearing immediately above them.
- Parts with "⊙" indicate regular maintenance parts.

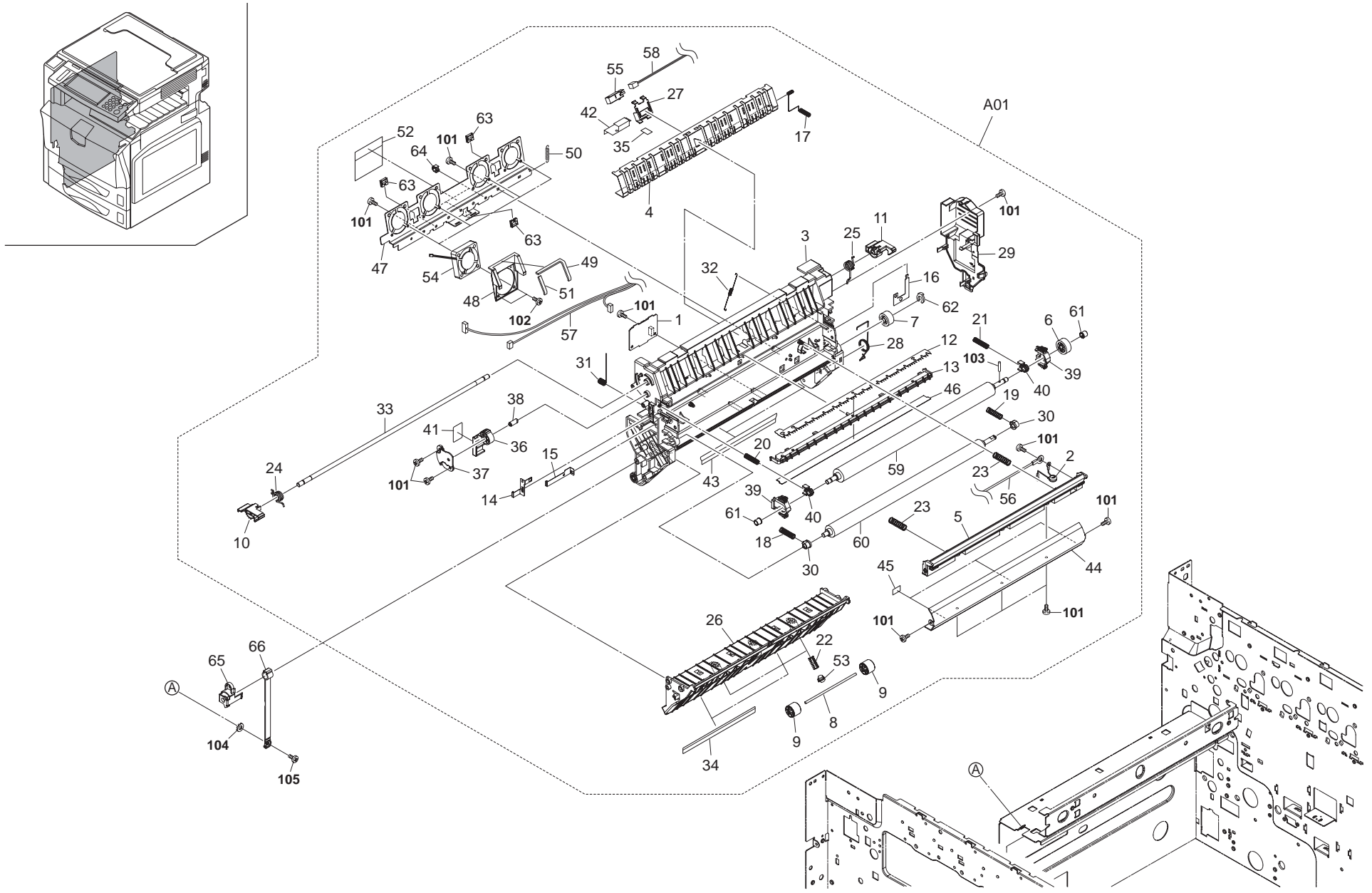


FIG. 8 Paper Conveying II

2JL/2JJ/2JG/2JD-1

Ref. No.	Part.No.	Alternative.	Description	Quantity	Ref. No.	Part.No.	Alternative.	Description	Quantity
⊙ A01	302FZ93510	2FZ93510	PARTS FEED UNIT ASSY	1	50	*302FZ24540	2FZ24540	SPRING EARTH FAN	1
⊙ 1	*302FZ01300	2FZ01300	PRINTED W.BOARD FAN	1	51	*302FZ24550	2FZ24550	SEAL FAN CONV B	4
⊙ 2	*302FZ01310	2FZ01310	VARISTOR TC ASSY	1	52	*302FZ24560	2FZ24560	SHEET FAN PWD	1
⊙ 3	*302FZ22012	2FZ22012	BASE CONVEYING	1	53	*302FZ24600	2FZ24600	BUSH SP	2
⊙ 4	*302FZ22071	2FZ22071	GUIDE CONVEYING	1	⊙ 54	*302FZ44070	2FZ44070	FAN CONVEYING 40	4
⊙ 5	*302FZ22090	2FZ22090	GUIDE TC L	1	⊙ 55	*302FZ44090	2FZ44090	SWITCH REGISTRATION	1
⊙ 6	*302FZ22110	2FZ22110	GEAR TC Z24H	1	56	*302FZ46861	2FZ46861	WIRE TC GUIDE	1
⊙ 7	*302FZ22130	2FZ22130	GEAR REGIST Z22H	1	57	*302FZ46880	2FZ46880	WIRE FEED J	1
⊙ 8	*302FZ22140	2FZ22140	SHAFT MIDDLE L	2	58	*302FZ46890	2FZ46890	WIRE FEED PI	1
⊙ 9	*302FZ22150	2FZ22150	PULLEY MIDDLE	4	⊙ 59	*302FZ94510	2FZ94510	PARTS,ROLLER TRANSFER SP	1
⊙ 10	*302FZ22170	2FZ22170	HOOK CONVEYING F	1	⊙ 60	*302FZ94520	2FZ94520	PARTS,ROLLER REGIST L SP	1
⊙ 11	*302FZ22180	2FZ22180	HOOK CONVEYING R	1	⊙ 61	*302GR22110	2GR22110	COLLAR TRANS ROLLER	2
12	*302FZ22201	2FZ22201	PLATE DISCHARGER	1	⊙ 62	*5MVX111DN003	2A806250	RING STOPPER /A-49 FEED A4	1
13	*302FZ22211	2FZ22211	HOLDER DISCHARGER	1	63	*7YZM210006++H01	YZ038000	ACCESS.EDGING	3
14	*302FZ22220	2FZ22220	CONTACT TRANSFER	1	64	*7YZM610007++H01	YZ023340	ACCESS.SADDLE	3
15	*302FZ22230	2FZ22230	CONTACT DISCHARGE	1	65	302FZ22770	2FZ22770	STOPPER BAND CONVEY	1
16	*302FZ22241	2FZ22241	PLATE EARTH REGIST	1	66	302FZ24060	2FZ24060	BAND CONVEYING	1
17	*302FZ22250	2FZ22250	SPRING EARTH CONVEYING	1					
18	*302FZ22300	2FZ22300	SPRING REGIST F	1					
19	*302FZ22310	2FZ22310	SPRING REGIST R	1	101	5MBTPB3008PW++R	B1A63080	BIND T.T SCREW(+)/ M3 X 8 CRFREE P-T	
20	*302FZ22320	2FZ22320	SPRING TRANSFER F	1	102	7BB100316H	BB040730	+BIND TAP-TITE S SCREW M3X16 CRFREE	
21	*302FZ22330	2FZ22330	SPRING TRANSFER R	1	103	E5120140		PARALLEL PIN H7A 2X14 SUS	
22	*302FZ22341	2FZ22341	SPRING MIDDLE	2	104	7BC60050A060H01	BC048710	TOOTHED LOCK WASHER M5X10X0.6T	
23	*302FZ22350	2FZ22350	SPRING GUIDE TRANSFER	2	105	B1A54080		+BIND TAP-TITE S SCREW M4X08	
24	*302FZ22360	2FZ22360	SPRING CONVEYING F	1					
25	*302FZ22370	2FZ22370	SPRING CONVEYING R	1					
26	*302FZ22400	2FZ22400	GUIDE MIDDLE L	1					
27	*302FZ22411	2FZ22411	HOLDER SENS FEED	1					
28	*302FZ22540	2FZ22540	SPRING EARTH CONVEYING UNIT	1					
29	*302FZ22551	2FZ22551	COVER PWB FEED	1					
30	*302FZ22560	2FZ22560	BUSH REGIST	2					
31	*302FZ22570	2FZ22570	SPRING CONTACT DISCHARGER	1					
32	*302FZ22580	2FZ22580	SPRING LEFT CONV	1					
33	*302FZ22660	2FZ22660	SHAFT HOOK CONVEYING	1					
34	*302FZ22720	2FZ22720	SHEET MIDDLE L	2					
35	*302FZ22760	2FZ22760	STOPPER EARTH MIDDLE	1					
36	*302FZ22880	2FZ22880	LEVER CONVEYING	1					
37	*302FZ22890	2FZ22890	COVER LEVER CONVEY	1					
38	*302FZ22900	2FZ22900	SHAFT LEVER CONVEY	1					
39	*302FZ22911	2FZ22911	STOPPER BUSH TRANSFER	2					
40	*302FZ22920	2FZ22920	BUSH TRANSFER B F	2					
41	*302FZ22960	2FZ22960	LABEL JAM FEED A1	1					
42	*302FZ22991	2FZ22991	SHEET SENS CONVEY	1					
43	*302FZ24010	2FZ24010	SHEET REGIST L	2					
44	*302FZ24100	2FZ24100	GUIDE TC UP	1					
45	*302FZ24140	2FZ24140	SPACER TC GUIDE	3					
46	*302FZ24240	2FZ24240	SHEET DISCHARGER	1					
47	*302FZ24500	2FZ24500	PLATE CONV FAN	1					
48	*302FZ24510	2FZ24510	DUCT CONV UP	4					
49	*302FZ24530	2FZ24530	SEAL FAN CONV	4					

- Parts with "*" are component parts or sub-assemblies of the assembly appearing immediately above them.
- Parts with "⊙" indicate regular maintenance parts.

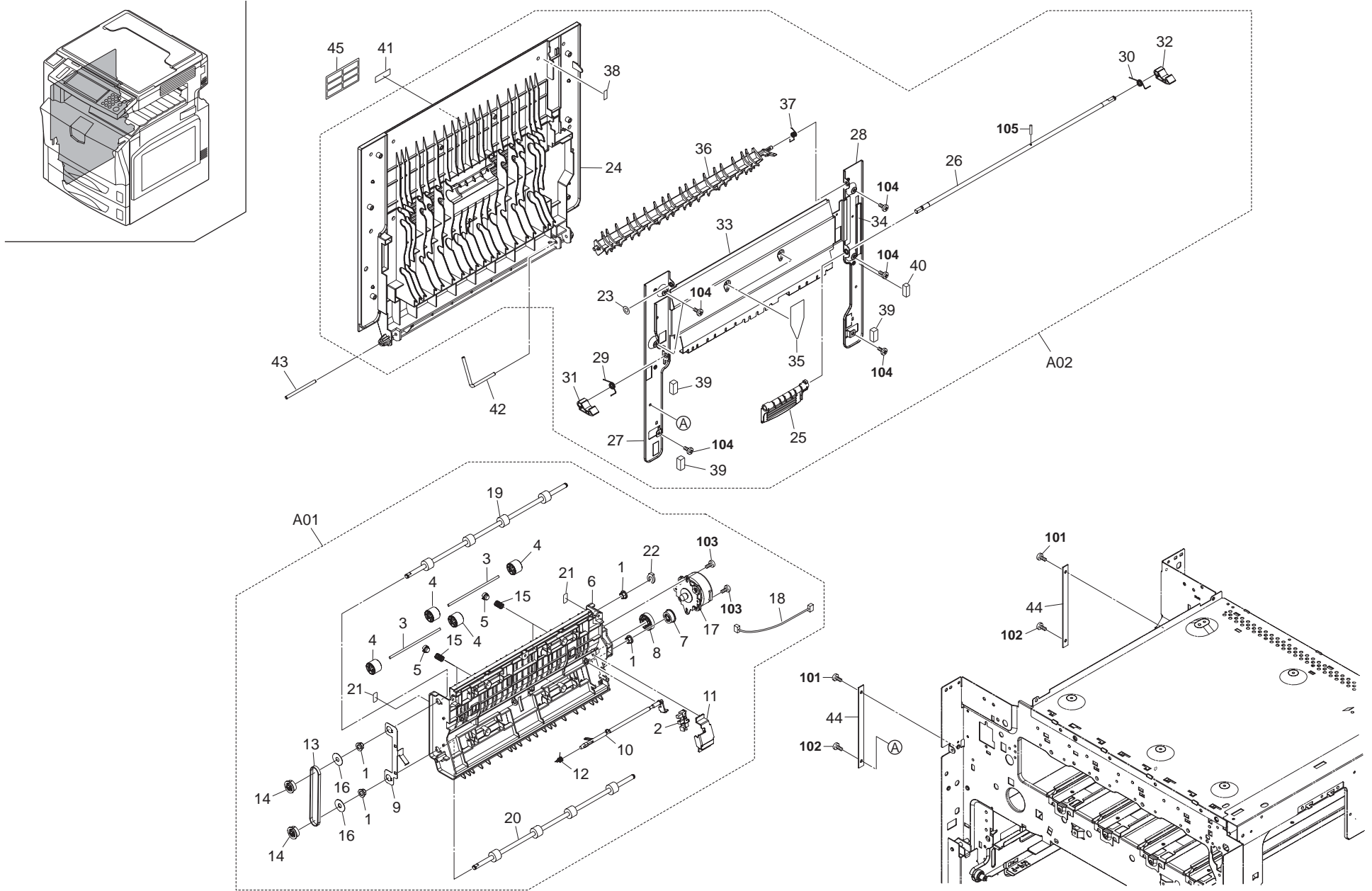


FIG. 9 Paper Conveying III

2JL/2JJ/2JG/2JD-1

	Ref. No.	Part.No.	Alternative.	Description	Quantity
⊙	A01	302FZ93500	2FZ93500	PARTS DU ASSY	1
	1	*2BG22970		BUSH 6 EW	4
⊙	2	*2C927210		SENSOR 248NL1	1
	3	*302FZ22140	2FZ22140	SHAFT MIDDLE L	4
⊙	4	*302FZ22150	2FZ22150	PULLEY MIDDLE	8
	5	*302FZ24600	2FZ24600	BUSH SP	4
	6	*302FZ29012	2FZ29012	FRAME DU	1
⊙	7	*302FZ29040	2FZ29040	GEAR DU Z32S	1
⊙	8	*302FZ29050	2FZ29050	GEAR DU IDLE	1
	9	*302FZ29061	2FZ29061	PLATE EARTH DU	1
⊙	10	*302FZ29070	2FZ29070	ACTUATOR DU	1
	11	*302FZ29080	2FZ29080	RETAINER ACTUATOR DU	1
	12	*302FZ29090	2FZ29090	SPRING ACT DU	1
⊙	13	*302FZ29110	2FZ29110	BELT DU	1
⊙	14	*302FZ29120	2FZ29120	PULLEY DU BELT	2
	15	*302FZ29131	2FZ29131	SPRING DU	4
	16	*302FZ29140	2FZ29140	COLLAR DU PULLEY	2
⊙	17	*302FZ31071	2FZ31071	MOTOR DU	1
	18	*302FZ46680	2FZ46680	WIRE DU PI	1
⊙	19	*302FZ94620	2FZ94620	PARTS,ROLLER DUPLEX A SP	1
⊙	20	*302FZ94630	2FZ94630	PARTS,ROLLER DUPLEX B SP	1
	21	*302HP34040	2HP34040	LABEL JAM CONVEYING	2
	22	*5MVX111DN003	2A806250	RING STOPPER /A-49 FEED A4	1
⊙	A02	302FZ93490	2FZ93490	PARTS LEFT COVER ASSY	1
	23	*2BG22990		CUT WASHER 4	1
⊙	24	*302FZ04302	2FZ04302	COVER LEFT	1
⊙	25	*302FZ04321	2FZ04321	LEVER LEFT COVER	1
	26	*302FZ04330	2FZ04330	SHAFT HOOK	1
	27	*302FZ04360	2FZ04360	PLATE LEFT COVER F	1
	28	*302FZ04370	2FZ04370	PLATE LEFT COVER R	1
	29	*302FZ04390	2FZ04390	SPRING LEFT COVER F	1
	30	*302FZ04400	2FZ04400	SPRING LEFT COVER R	1
⊙	31	*302FZ04800	2FZ04800	HOOK LEFT COVER F	1
⊙	32	*302FZ04810	2FZ04810	HOOK LEFT COVER R	1
	33	*302FZ04970	2FZ04970	PLATE LEFT COVER C	1
	34	*302FZ04980	2FZ04980	PLATE LEFT COVER D	1
	35	*302FZ24150	2FZ24150	SHEET LEFT PLATE	2
⊙	36	*302FZ28050	2FZ28050	GUIDE CHANGE L	1
	37	*302FZ28230	2FZ28230	SPRING SEPARATE	1
⊙	38	*302FZ28280	2FZ28280	SHEET SILENCER EXIT	1
	39	*7ZG65TSV+020H01	ZG046810	SHIELD GASKET	3
	40	*7ZGSTG77+014H01	ZG045150	SHIELD GASKET	1
⊙	41	302FB05380	2FB05380	LABEL VFEED CAUTION	1
	42	302FZ04310	2FZ04310	SHAFT LEFT COVER	1
	43	302FZ04420	2FZ04420	SHAFT LEFT COVER B	1
	44	302FZ04990	2FZ04990	BAND LEFT COVER	2
⊙	45	302FB05440	2FB05440	LABEL VFEED CAUTION 6NATIONS	1

	Ref. No.	Part.No.	Alternative.	Description	Quantity
	101	B1A54080		+BIND TAP-TITE S SCREW M4X08	
	102	7BB000404H	BB046770	+BIND SCREW M4X4 CRFREE	
	103	5MBTPB3008PW++R	B1A63080	BIND T.T SCREW(+)/ M3 X 8 CRFREE P-T	
	104	B1B64080		+BIND TAP-TITE P SCREW M4X08	
	105	E5120100		SPRING PIN H7A 2X10 SUS	

- Parts with "*" are component parts or sub-assemblies of the assembly appearing immediately above them.
- Parts with "⊙" indicate regular maintenance parts.

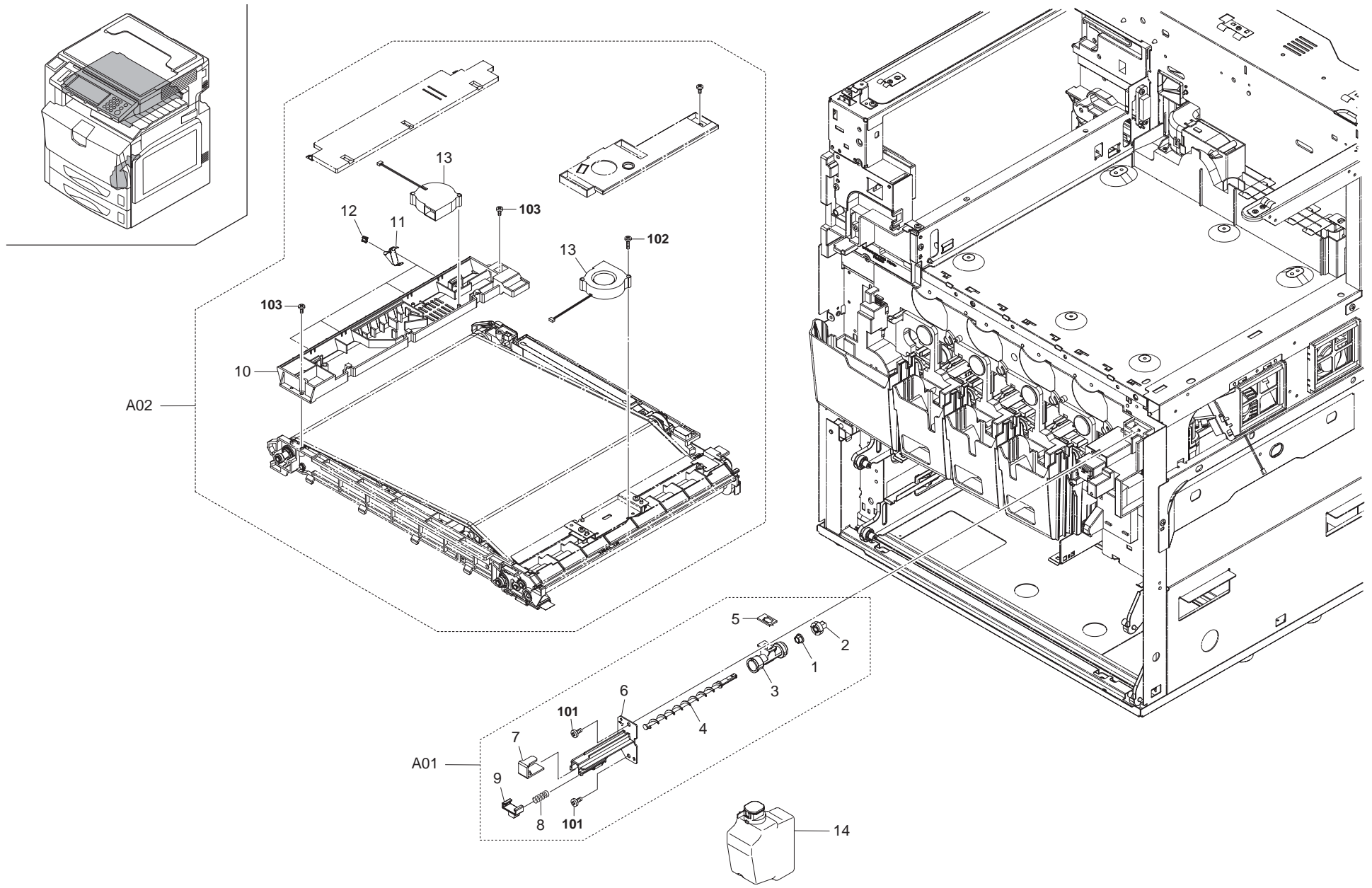


FIG. 10 Transfer Unit

2JL/2JJ/2JG/2JD-1

	Ref. No.	Part.No.	Alternative.	Description	Quantity
⊙	A01	302FZ94320	2FZ94320	PARTS,ICL WT ASS'Y SP	1
	1	*2BG22960		BUSH 6	1
	2	*2C916180		GEAR Z15 REGIST	1
	3	*302FZ23600	2FZ23600	PIPE JOINT ICL	1
	4	*302FZ23610	2FZ23610	SCREW WT ICL	1
	5	*302FZ23640	2FZ23640	SEAL PIPE WT ICL	1
	6	*302FZ23650	2FZ23650	PIPE WT ICL	1
	7	*302FZ23710	2FZ23710	SEAL SHUTTER ICL	1
	8	*5MMW465LD003	2D915380	SPRING SHUTTER WASTE/A-80 A4	1
	9	*5MVX332DB020	2BS08510	SHUTTER WASTE /43587J2027 A4	1
⊙	A02	302FZ93094	2FZ93094	PARTS TRANSFER BELT ASS'Y	1
	10	*302FZ21242	2FZ21242	GUIDE BELT UP	1
	11	*302FZ21700	2FZ21700	HOLDER GUIDE PULLEY	4
	12	*302FZ25940	2FZ25940	PULLEY GUIDE	4
⊙	13	*302FZ94660	2FZ94660	PARTS,FAN IMAGE SP	2
	14	302FZ00700	2FZ00700	WASTE BOTTLE ASS'Y	1

	Ref. No.	Part.No.	Alternative.	Description	Quantity
	101	B1A54080		+BIND TAP-TITE S SCREW M4X08	

- Parts with "*" are component parts or sub-assemblies of the assembly appearing immediately above them.
- Parts with "⊙" indicate regular maintenance parts.

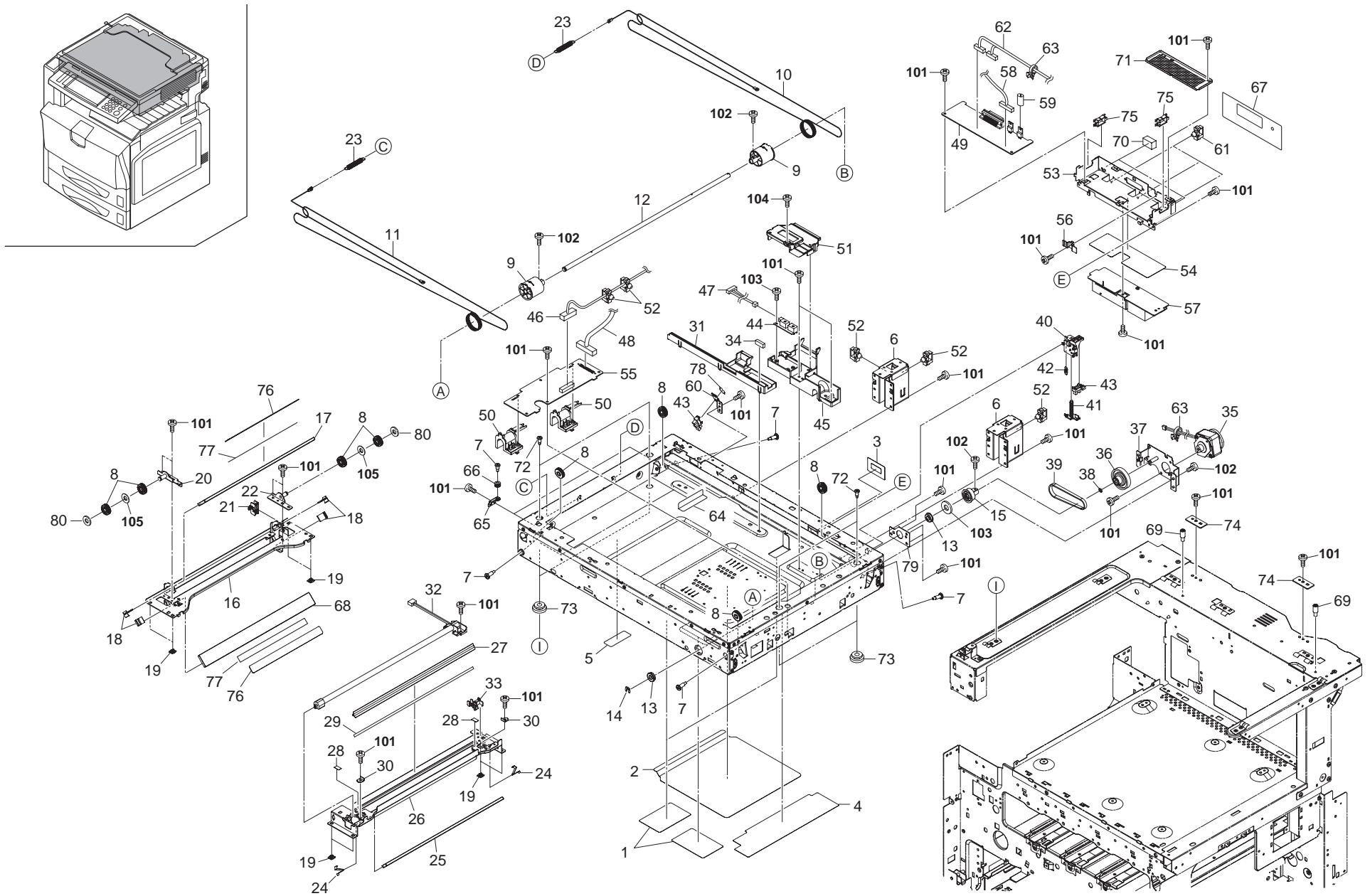


FIG. 11 Optical Unit I

2JL/2JJ/2JG/2JD-1

Ref. No.	Part.No.	Alternative.	Description	Quantity	Ref. No.	Part.No.	Alternative.	Description	Quantity
1	302GR17410	2GR17410	SEAL FRAME A	3	49	302JD94030	2JD94030	PARTS,PWB SCANNER ASSY SP (40/35ppm)	1
2	302GR17420	2GR17420	SEAL FRAME B	1	50	302GR17340	2GR17340	GUIDE FFC	2
3	302GR17450	2GR17450	SEAL GUIDE WIRE D	1	51	302GR17770	2GR17770	GUIDE WIRE E	1
4	302GR17460	2GR17460	SEAL FRAME C	1	52	7YZM610001++H01	YZ010230	ACCESS SADDLE	5
5	303KB28010	3KB28010	PAD JS SENSOR	1	53	302GR17320	2GR17320	MOUNT SCANNER PWB	1
6	302GR17270	2GR17270	MOUNT DP HINGE	2	54	302GR17430	2GR17430	SEAL LAMP INVERTER	1
7	302GR17350	2GR17350	PIN WIRE PULLEY B	6	55	302FZ01050	2FZ01050	PRINTED W.BOARD SHD (25/25ppm) (32/25ppm) (32/32ppm)	1
8	302GR17820	2GR17820	PULLEY SCANNER	8	55	302JD94040	2JD94040	PARTS,PWB SHD ASSY SP (40/35ppm)	1
9	2C912340		DRUM PULLEY	2	56	302GR17330	2GR17330	RETAINER REGURATOR	1
10	302GR17100	2GR17100	REAR WIRE SCANNER	1	57	302GR45080	2GR45080	UNIT LAMP INVERTER	1
11	302GR17110	2GR17110	FRONT WIRE SCANNER	1	58	302GR46060	2GR46060	WIRE LAMP INVERTER	1
12	302GR17190	2GR17190	SHAFT SCANNER	1	59	7ZS22110301+H01	ZS038190	THERMAL SEAT	1
13	28107400		BEARING,688ZZNR	2	60	302GR17750	2GR17750	HOLDER PI	1
14	2BC06910		STOPPER 6	1	61	7YZM610007++H01	YZ023340	ACCESS.SADDLE	3
15	302FZ17020	2FZ17020	PULLEY SCANNER 50	1	62	302FZ46560	2FZ46560	WIRE SCANNER-IPU PWB	1
16	302GR17091	2GR17091	MIRROR FRAME B	1	63	7YZM410002++H01	YZ042720	ACCESS.BAND	2
17	302GR17280	2GR17280	MIRROR B	1	64	302GR17930	2GR17930	SEAL SCANNER FRAME E	2
18	75712080		MIRROR HOLDER	4	65	302GR17860	2GR17860	PLATE PULLEY	2
19	2DC12230		SLIDER SCANNER	8	66	2BC07050		PULLEY,LIFT WIRE	2
20	302GR17131	2GR17131	ADJUSTING PLATE B	1	67	302GR17890	2GR17890	SEAL SCANNER PWB	1
21	302GR17150	2GR17150	GUIDE WIRE B	1	68	302GR17960	2GR17960	MIRROR C	1
22	302GR17980	2GR17980	PULLEY PLATE B	1	69	302FB16320	2FB16320	PIN ROLLER RELEASE LEVER	2
23	302C912291	2C912291	SPRING SCANNER TENSION	2	70	7ZG65TSV+015H01	ZG045200	SHIELD GASKET	2
24	2BC12190		SPRING,MIRROR HOLDER	2	71	302GR17730	2GR17730	LID PWB S	1
25	2FB12140		MIRROR A	1	72	302GR17180	2GR17180	PIN SCANNER RETAINING	4
26	302GR17082	2GR17082	MIRROR FRAME A	1	73	2AV12280		BASE RUBBER,SCANNER SECTION	4
27	302GR17250	2GR17250	REFLECTOR SCANNER	1	74	302FZ02390	2FZ02390	SPACER ISU	2
28	302GR17400	2GR17400	FILM LAMP	2	75	7YZM210003++H01	YZ037970	ACCESS.EDGING	2
29	302GR17620	2GR17620	TAPE REFLECTOR	1	76	302GR17830	2GR17830	PLATE MIRROR B	2
30	2C912150		RETAINER WIRE	2	77	302GR17840	2GR17840	SEAL PLATE MIRROR B	2
31	302GR17160	2GR17160	GUIDE WIRE C	1	78	302GR17970	2GR17970	STOPPER PI	1
32	302GR17120	2GR17120	LAMP SCANNER	1	79	302GR17880	2GR17880	HOLDER BEARING	1
33	302GR17140	2GR17140	GUIDE WIRE A	1	80	2BG22990		CUT WASHER 4	2
34	302GR17440	2GR17440	HOLDER GUIDE WIRE C	1					
35	302GR44270	2GR44270	MOTOR SCANNER	1					
36	302FZ17010	2FZ17010	PULLEY SCANNER 41/26	1	101	5MBTPB3006TW++R	B1A53060	BIND T.T SCREW(+)/ M3 X 6 CRFREE S-T	
37	302FZ17030	2FZ17030	MOUNT SCANNER DRIVE	1	102	B0A23080		+ROUND HEAD SCREW WITH SW.W M3X8(TRI	
38	5MVS665KB001	2BM40060	CUT WASHER	1	103	7BCW7085D020H01	C3791130	WAVE WASHER SUS WW8.5X13X0.2	
39	302FZ17040	2FZ17040	BELT SCANNER	1	104	5MBTPB3008PW++R	B1A63080	BIND T.T SCREW(+)/ M3 X 8 CRFREE P-T	
40	302GR17300	2GR17300	MOUNT RELEASE SWITCH	1	105	C2895950		SHIM 6.2-1.0T	
41	302GR17370	2GR17370	SWITCH RELEASE	1					
42	302GR17380	2GR17380	SPRING RELEASE SWITCH	1					
43	2C927210		SENSOR 248NL1	2					
44	2C927090		SENSOR ORIGINAL	1					
45	302GR17740	2GR17740	GUIDE WIRE D	1					
46	302GR46021	2GR46021	WIRE SHD-SCANNER PWB	1					
47	302GR46040	2GR46040	WIRE SCANNER HP SW	1					
48	302FZ46570	2FZ46570	WIRE CCD DATA NON SHIELD	1					
49	302FZ01060	2FZ01060	PRINTED W.BOARD SCANNER ASSY (25/25ppm) (32/25ppm) (32/32ppm)	1					

- Parts with "*" are component parts or sub-assemblies of the assembly appearing immediately above them.
- Parts with "⊙" indicate regular maintenance parts.

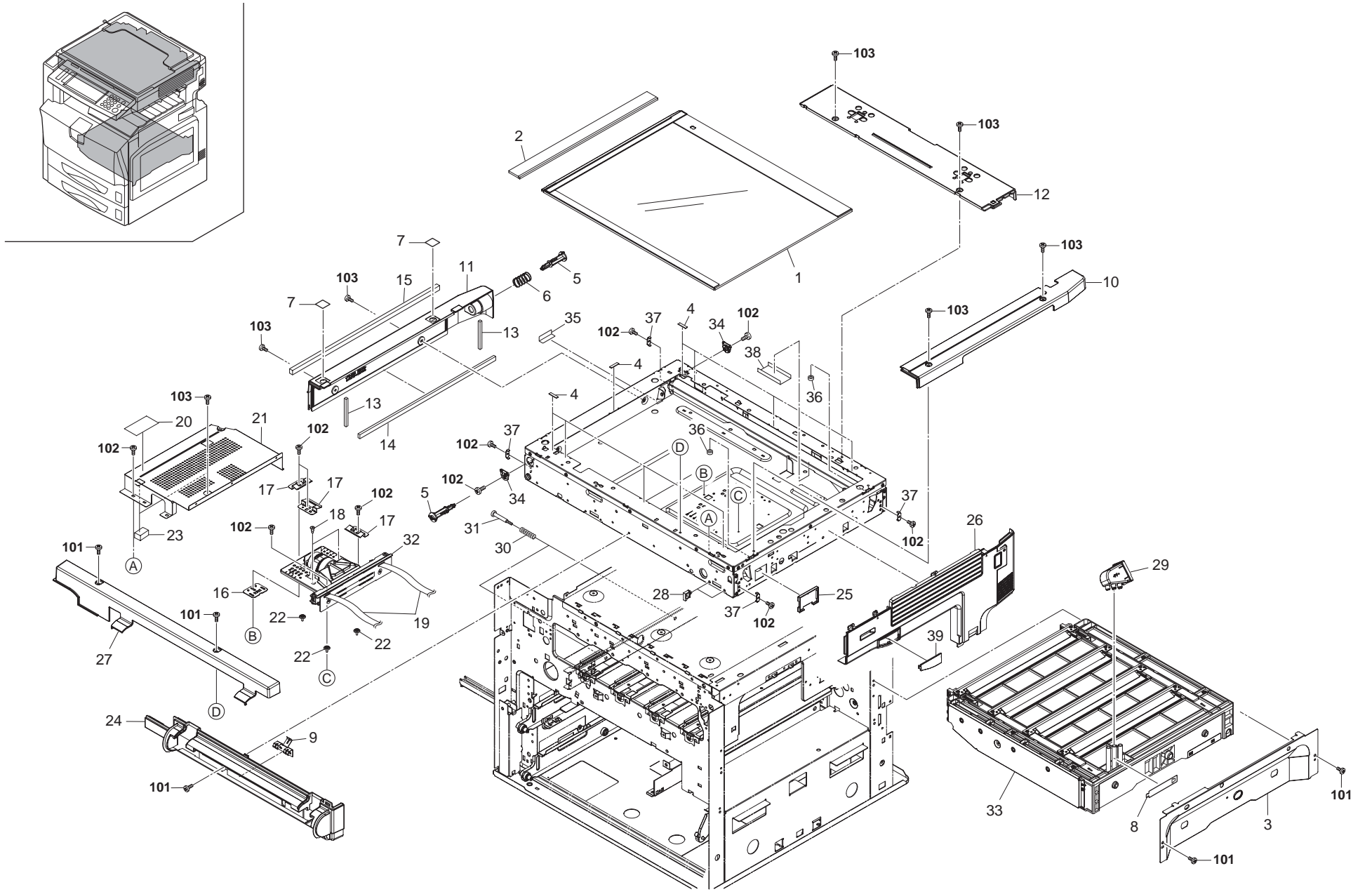


FIG. 12 Optical Unit II

2JL/2JJ/2JG/2JD-1

Ref. No.	Part.No.	Alternative.	Description	Quantity	Ref. No.	Part.No.	Alternative.	Description	Quantity
⊙	1	302GR93320	2GR93320	PARTS CONTACT GLASS (I) ASSY	1	101	B1A54080		+BIND TAP-TITE S SCREW M4X08
⊙	2	302GR94380	2GR94380	PARTS CONTACT GLASS DP ASSY	1	102	5MBTPB3006TW++R	B1A53060	BIND T.T SCREW(+)/ M3 X 6 CRFREE S-T
	3	302FZ02540	2FZ02540	MOUNT LSU RIGHT	1	103	5MBTPB3008PW++R	B1A63080	BIND T.T SCREW(+)/ M3 X 8 CRFREE P-T
	4	29812291		CUSHION, CONTACT GLASS	9				
	5	302GR17262	2GR17262	RETAINER MIRROR FRAME A	2				
	6	302GR17360	2GR17360	SPRING FRAME RETAINER	1				
	7	302GR04430	2GR04430	SHEET COVER ISU	2				
	8	302FZ03020	2FZ03020	SHEET BAND TUBE	1				
	9	302GR04360	2GR04360	GROUND PLATE ISU OPE	1				
	10	302GR04210	2GR04210	COVER ISU RIGHT	1				
	11	302GR04221	2GR04221	COVER ISU LEFT	1				
	12	302GR04231	2GR04231	COVER ISU REAR	1				
	13	302GR17910	2GR17910	SEAL COVER ISU LEFT A	2				
	14	302GR17920	2GR17920	SEAL COVER ISU LEFT B	1				
	15	302GR17940	2GR17940	SEAL COVER ISU LEFT C	1				
	16	302GR17670	2GR17670	PLATE HOLDER ISU	1				
	17	302GR17680	2GR17680	PLATE SPRING ISU	3				
	18	302GR17811	2GR17811	PIN MOUNT LENS	2				
	19	302GR46010	2GR46010	WIRE CCD1	2				
	20	2A105180		LABEL, CAUTION CONTACT GLASS	1				
	21	302GR17560	2GR17560	COVER ISU	1				
	22	302GR17660	2GR17660	PIN ISU	3				
	23	7ZGSTG151018H01	ZG045090	SHIELD GASKET	2				
	24	302GR04200	2GR04200	COVER ISU FRONT LOW	1				
	25	2FG04020		COVER TOTAL COUNTER	1				
⊙	26	302FZ04081	2FZ04081	COVER RIGHT MID B	1				
	27	302GR04240	2GR04240	COVER ISU FRONT TOP	1				
	28	7YZM610001++H01	YZ010230	ACCESS SADDLE	2				
⊙	29	302FZ33090	2FZ33090	JOINT TUBE	1				
	30	302FZ20040	2FZ20040	SPRING LSU	2				
	31	302FZ20030	2FZ20030	PIN LSU	2				
⊙	32	302FZ93470	2FZ93470	PARTS ISU ASS'Y	1				
⊙	33	302FZ93080	2FZ93080	PARTS LSU ASS'Y	1				
				(25/25ppm) (32/25ppm) (32/32ppm)					
⊙	33	302JD93010	2JD93010	PARTS LSU ASSY (40/35ppm)	1				
	34	302GR17900	2GR17900	HOLDER RETAINER A	2				
	35	302FZ17050	2FZ17050	SEAL FRAME E	1				
	36	302BG04560	2BG04560	COVER SCREW	2				
	37	302GR17790	2GR17790	PLATE HOLDER RAIL	4				
	38	302GR17870	2GR17870	SEAL RAIL SCANNER F	1				
	39	302FZ04650	2FZ04650	COVER RMB SUB	1				

- Parts with "*" are component parts or sub-assemblies of the assembly appearing immediately above them.
- Parts with "⊙" indicate regular maintenance parts.

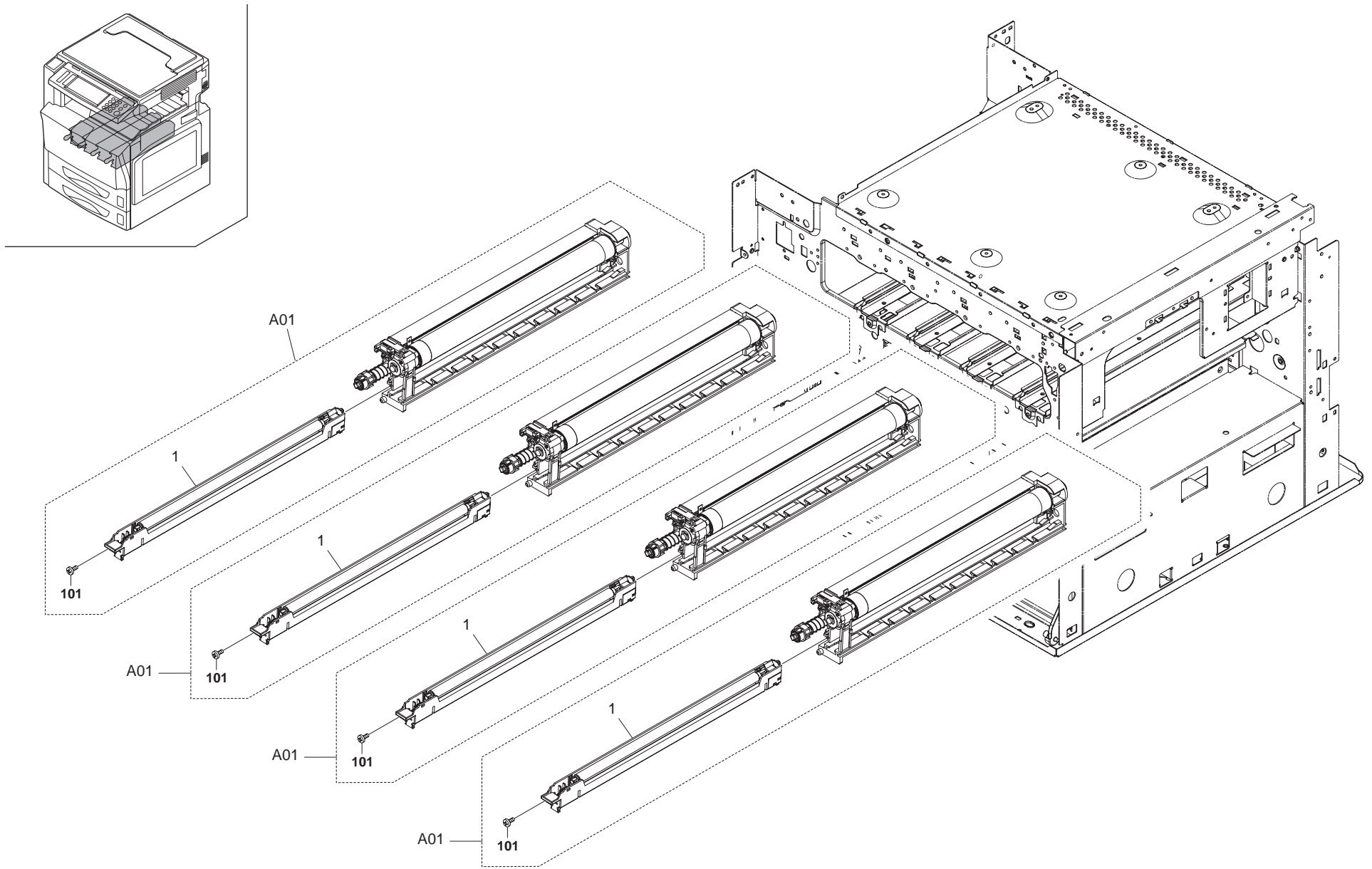


FIG. 13 Imaging Unit

2JL/2JJ/2JG/2JD-2

	Ref. No.	Part.No.	Alternative.	Description	Quantity
⊙	A01	302FZ93102	2FZ93102	PARTS DRUM ASS'Y (25/25ppm) (32/25ppm) (32/32ppm)	4
⊙	A01	302JD93080	2JD93080	PARTS DRUM ASSY (40/35ppm)	4
⊙	1	*302FZ93480	2FZ93480	PARTS MC-820 (25/25ppm) (32/25ppm) (32/32ppm)	4
⊙	1	*302JD93120	2JD93120	PARTS MC-825 (40/35ppm)	4

	Ref. No.	Part.No.	Alternative.	Description	Quantity
	101	5MBTPB3006TW++R	B1A53060	BIND T.T SCREW(+)/ M3 X 6 CRFREE S-T	

- Parts with "*" are component parts or sub-assemblies of the assembly appearing immediately above them.
- Parts with "⊙" indicate regular maintenance parts.

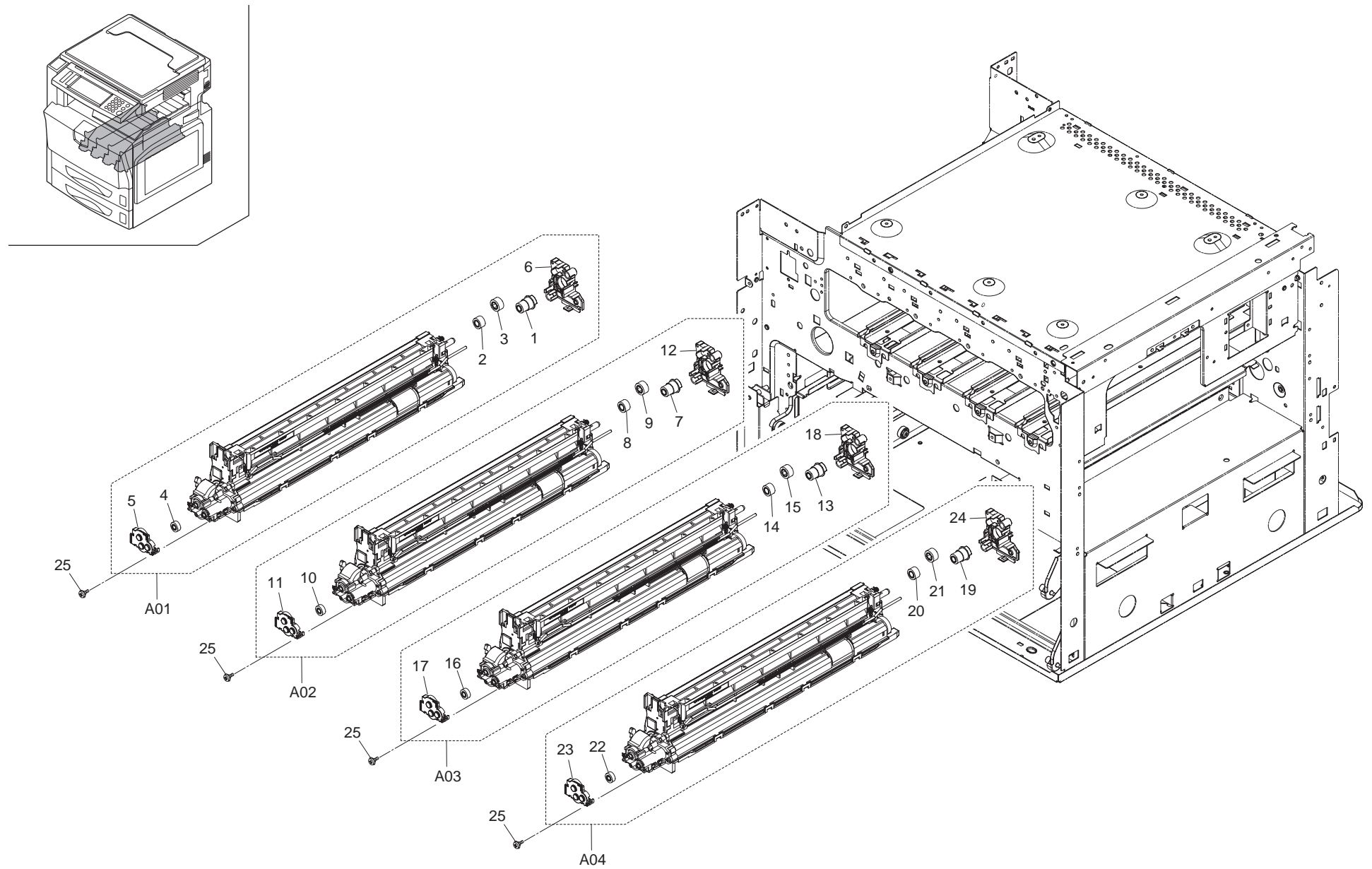


FIG. 14 Developer Unit

2JL/2JJ/2JG/2JD-1

	Ref. No.	Part.No.	Alternative.	Description	Quantity
⊙	A01	302FZ93113	2FZ93113	PARTS DLP K ASS'Y	1
⊙	1	*302FZ14161	2FZ14161	GEAR MAG Z14H	1
⊙	2	*302FZ14170	2FZ14170	GEAR IDLE Z15H DLP	1
⊙	3	*302FZ14180	2FZ14180	GEAR SLEEVE Z17H	1
⊙	4	*302FZ14230	2FZ14230	GEAR Z14S	1
	5	*302FZ14300	2FZ14300	COVER FRONT DLP	1
	6	*302FZ14310	2FZ14310	COVER REAR BK DLP	1
⊙	A02	302FZ93123	2FZ93123	PARTS DLP Y ASS'Y	1
⊙	7	*302FZ14161	2FZ14161	GEAR MAG Z14H	1
⊙	8	*302FZ14170	2FZ14170	GEAR IDLE Z15H DLP	1
⊙	9	*302FZ14180	2FZ14180	GEAR SLEEVE Z17H	1
⊙	10	*302FZ14230	2FZ14230	GEAR Z14S	1
	11	*302FZ14300	2FZ14300	COVER FRONT DLP	1
	12	*302FZ14420	2FZ14420	COVER REAR Y DLP	1
⊙	A03	302FZ93133	2FZ93133	PARTS DLP C ASS'Y	1
⊙	13	*302FZ14161	2FZ14161	GEAR MAG Z14H	1
⊙	14	*302FZ14170	2FZ14170	GEAR IDLE Z15H DLP	1
⊙	15	*302FZ14180	2FZ14180	GEAR SLEEVE Z17H	1
⊙	16	*302FZ14230	2FZ14230	GEAR Z14S	1
	17	*302FZ14300	2FZ14300	COVER FRONT DLP	1
	18	*302FZ14430	2FZ14430	COVER REAR C DLP	1
⊙	A04	302FZ93143	2FZ93143	PARTS DLP M ASS'Y	1
⊙	19	*302FZ14161	2FZ14161	GEAR MAG Z14H	1
⊙	20	*302FZ14170	2FZ14170	GEAR IDLE Z15H DLP	1
⊙	21	*302FZ14180	2FZ14180	GEAR SLEEVE Z17H	1
⊙	22	*302FZ14230	2FZ14230	GEAR Z14S	1
	23	*302FZ14300	2FZ14300	COVER FRONT DLP	1
	24	*302FZ14440	2FZ14440	COVER REAR M DLP	1
	25	302FZ14840	2FZ14840	STUD SCREW M4	4

- Parts with "*" are component parts or sub-assemblies of the assembly appearing immediately above them.
- Parts with "⊙" indicate regular maintenance parts.

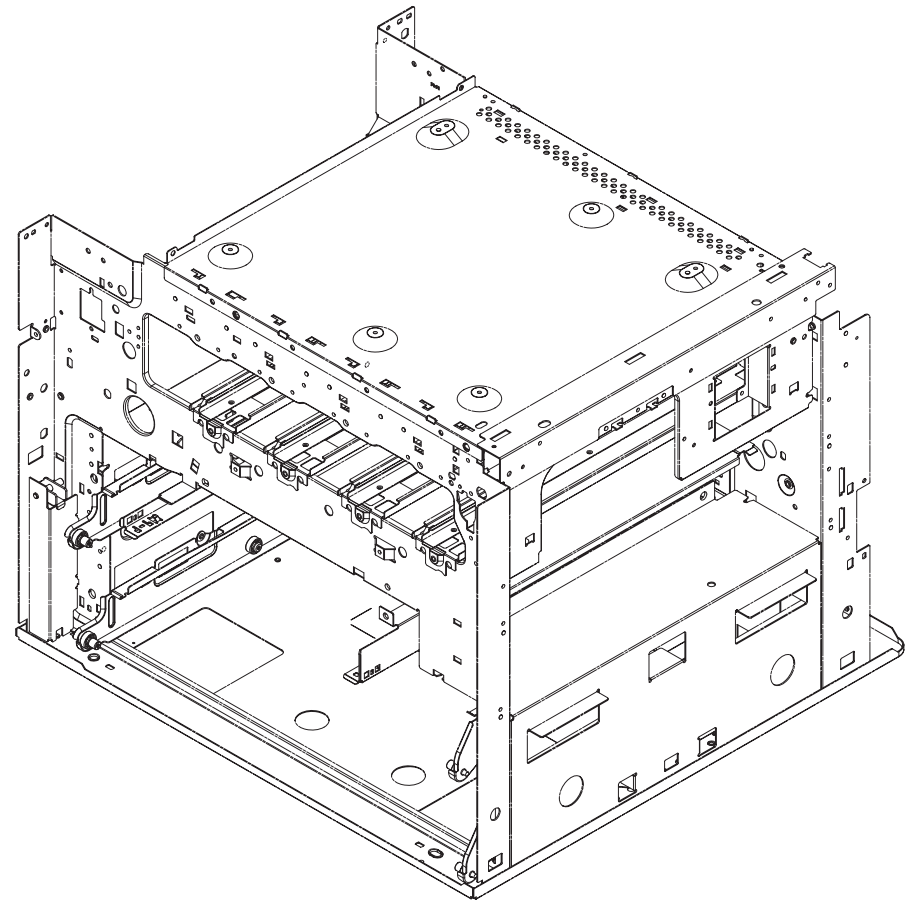
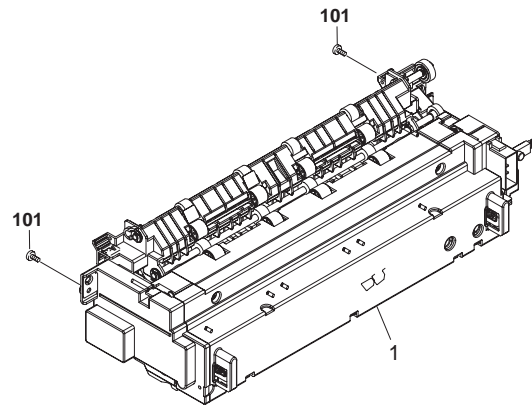
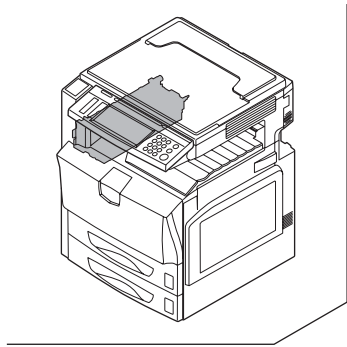


FIG. 15 Fuser Unit

2JL/2JJ/2JG/2JD-1

	Ref. No.	Part.No.	Alternative.	Description	Quantity
⊙	1	302FZ93165	2FZ93165	PARTS FUSER 120 ASS'Y (25/25ppm) (32/25ppm) (32/32ppm)	1
⊙	1	302JD93050	2JD93050	PARTS FUSER 120 ASSY (40/35ppm)	1

	Ref. No.	Part.No.	Alternative.	Description	Quantity
	101	B1A54080		+BIND TAP-TITE S SCREW M4X08	

- Parts with "•" are component parts or sub-assemblies of the assembly appearing immediately above them.
- Parts with "⊙" indicate regular maintenance parts.

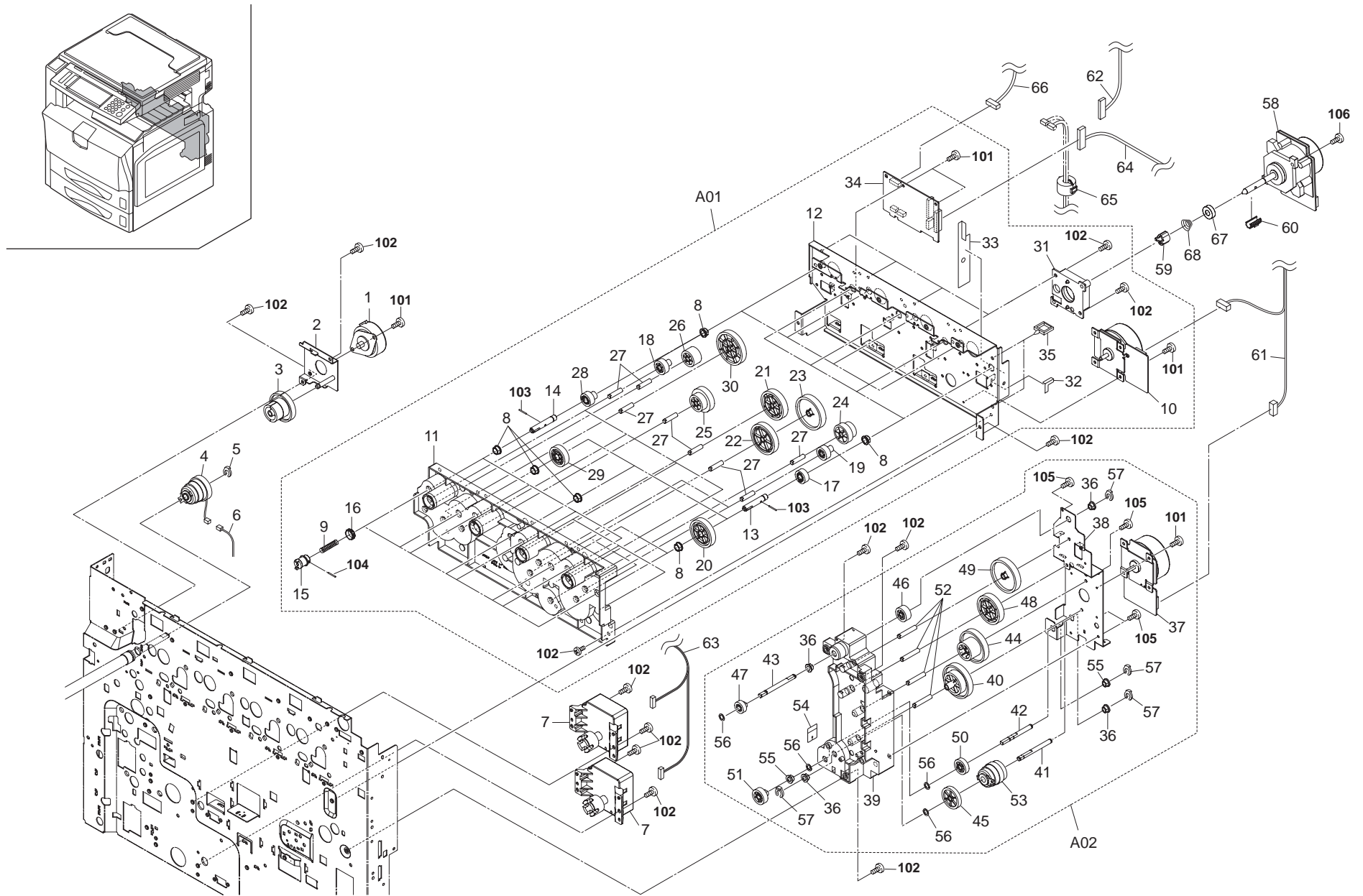


FIG. 16 Driving Unit I (25/25ppm) (32/25ppm) (32/32ppm)

2JL/2JJ/2JG/2JD-1

	Ref. No.	Part.No.	Alternative.	Description	Quantity
⊙	1	302FZ94250	2FZ94250	PARTS,MOTOR IMAGE SP	1
	2	302FZ31150	2FZ31150	PLATE DRIVE TC	1
⊙	3	302FZ31560	2FZ31560	GEAR Z84L Z30L TC	1
⊙	4	302FZ31810	2FZ31810	CLUTCH REGIST 8	1
	5	2BC06980		STOPPER 5	1
	6	302FZ46761	2FZ46761	WIRE REG CLT JOINT	1
⊙	7	302GR44112	2GR44112	MOTOR LIFT	2
⊙	A01	302FZ93260	2FZ93260	PARTS DR-820	1
	8	*2BC06510		BUSHING 8	16
	9	*2BG22530		SPRING COUPLING DLP	8
⊙	10	*302FZ31030	2FZ31030	MOTOR DLP	1
	11	*302FZ31080	2FZ31080	HOLDER DRUM DRIVE	1
	12	*302FZ31092	2FZ31092	PLATE DRUM DRIVE	1
	13	*302FZ31180	2FZ31180	SHAFT DLP DRIVE	4
	14	*302FZ31190	2FZ31190	SHAFT CLN DRIVE	4
⊙	15	*302FZ31250	2FZ31250	COUPLING DLP DRIVE	8
	16	*302FZ31280	2FZ31280	COLLAR DLP COUPLING	8
⊙	17	*302FZ31330	2FZ31330	GEAR Z22L DLP	4
⊙	18	*302FZ31340	2FZ31340	GEAR Z24R	4
⊙	19	*302FZ31350	2FZ31350	GEAR Z22R	2
⊙	20	*302FZ31360	2FZ31360	GEAR Z50L	2
⊙	21	*302FZ31370	2FZ31370	GEAR Z52R	3
⊙	22	*302FZ31380	2FZ31380	GEAR Z55L	2
⊙	23	*302FZ31390	2FZ31390	GEAR Z60L	2
⊙	24	*302FZ31401	2FZ31401	GEAR Z54L-Z26L	1
⊙	25	*302FZ31410	2FZ31410	GEAR Z42R-Z29R	1
⊙	26	*302FZ31600	2FZ31600	GEAR Z28R	1
⊙	27	*302FZ31720	2FZ31720	PIN MAIN DRIVE	15
⊙	28	*302FZ31850	2FZ31850	GEAR Z22L CLN	4
⊙	29	*302FZ31890	2FZ31890	GEAR Z35L DLP	1
⊙	30	*302FZ31900	2FZ31900	GEAR Z60L CLN	1
⊙	31	*302FZ32051	2FZ32051	HOLDER DRUM MOTOR	4
	32	*302FZ39800	2FZ39800	SHEET DLP MOTOR	1
	33	*302FZ39960	2FZ39960	SHEET MAIN DRIVE R	1
⊙	34	*302FZ94670	2FZ94670	PARTS,PWB MOTOR DRIVER ASS'Y,SP	1
	35	*7YZM610004++H01	YZ012210	ACCESS SADDLE	2
⊙	A02	302FZ93250	2FZ93250	PARTS MPF DRIVE ASS'Y	1
	36	*2BG22960		BUSH 6	4
⊙	37	*302FZ31030	2FZ31030	MOTOR DLP	1
	38	*302FZ31100	2FZ31100	PLATE MPF DRIVE	1
	39	*302FZ31111	2FZ31111	HOLDER MPF DRIVE	1
⊙	40	*302FZ31140	2FZ31140	GEAR Z98L-Z40R MPF	1
	41	*302FZ31160	2FZ31160	SHAFT MPF CL	1
	42	*302FZ31220	2FZ31220	SHAFT BYPASS DRIVE	1
	43	*302FZ31230	2FZ31230	SHAFT BRS DRIVE	1
⊙	44	*302FZ31290	2FZ31290	GEAR Z94L-Z32L MPF	1
⊙	45	*302FZ31300	2FZ31300	GEAR Z38R MPF	1
⊙	46	*302FZ31310	2FZ31310	GEAR Z24R BRS	1
⊙	47	*302FZ31320	2FZ31320	GEAR Z20S BRS	1
⊙	48	*302FZ31370	2FZ31370	GEAR Z52R	1

	Ref. No.	Part.No.	Alternative.	Description	Quantity
⊙	49	*302FZ31390	2FZ31390	GEAR Z60L	1
⊙	50	*302FZ31540	2FZ31540	GEAR Z26L BYPASS	1
⊙	51	*302FZ31550	2FZ31550	GEAR Z27S BYPASS	1
	52	*302FZ31710	2FZ31710	PIN MPF DRIVE	4
⊙	53	*302FZ31820	2FZ31820	CLUTCH FEED 6	1
	54	*302FZ32060	2FZ32060	SEAL MPF CL	1
	55	*3CY07080		BUSHING 6	2
	56	*5MVS665KB001	2BM40060	CUT WASHER	4
	57	*5MVX111DN003	2A806250	RING STOPPER /A-49 FEED A4	4
⊙	58	302FZ93440	2FZ93440	PARTS MOTOR DRUM	4
⊙	59	302FZ31270	2FZ31270	JOINT DRUM	4
	60	302FZ31990	2FZ31990	STOPPER D MOTOR	4
	61	302FZ46081	2FZ46081	WIRE DLP MOTOR	1
	62	302FZ46191	2FZ46191	WIRE DRUM MOTOR SIG	1
	63	302FZ46250	2FZ46250	WIRE LIFT MOT	1
	64	302FZ46832	2FZ46832	WIRE DRM MOT A	1
	65	3HK27050		CORE 8-16X10	1
	66	302FZ46850	2FZ46850	WIRE TRNS MOT JOINT	1
	67	2FG20310		BEARING PRESS ROLLER	4
	68	302BG22021	2BG22021	SPRING JOINT D	4
	101	5MBTPB3006TW++R	B1A53060	BIND T.T SCREW(+)/ M3 X 6 CRFREE S-T	
	102	B1A54080		+BIND TAP-TITE S SCREW M4X08	
	103	5MBBP2012WXSP	E0020120	SPRING PIN / M2 X 12 S-BLK	
	104	E5125120		PARALLEL PIN H7A 2.5X12 SUS	
	105	5MBTPB3008PW++R	B1A63080	BIND T.T SCREW(+)/ M3 X 8 CRFREE P-T	
	106	B1B54300		+BIND TAP-TITE S SCREW M4X30(TRIVALENT C	

- Parts with "*" are component parts or sub-assemblies of the assembly appearing immediately above them.
- Parts with "⊙" indicate regular maintenance parts.

FIG. 16 Driving Unit I (40/35ppm)

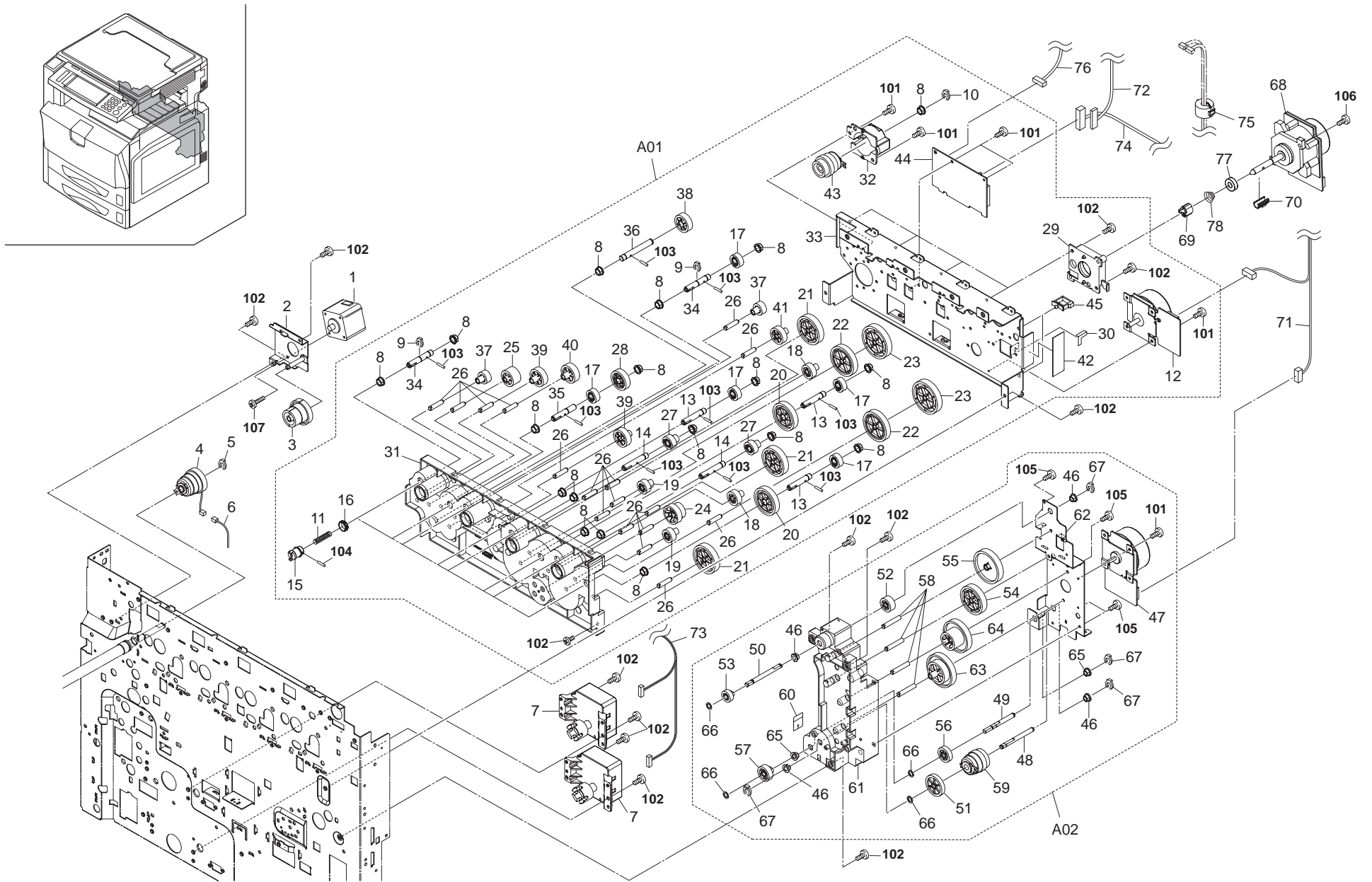


FIG. 16 Driving Unit I (40/35ppm)

2JL/2JJ/2JG/2JD-1

	Ref. No.	Part.No.	Alternative.	Description	Quantity
⊙	1	302JD94010	2JD94010	PARTS,MOTOR IMAGE SP	1
	2	302JD31110	2JD31110	PLATE DRIVE TC	1
⊙	3	302JD31240	2JD31240	GEAR Z72L Z30L TC	1
⊙	4	302FZ31810	2FZ31810	CLUTCH REGIST 8	1
	5	2BC06980		STOPPER 5	1
	6	302FZ46761	2FZ46761	WIRE REG CLT JOINT	1
⊙	7	302GR44112	2GR44112	MOTOR LIFT	2
⊙	A01	302JD93030	2JD93030	PARTS MAIN DRIVE ASSY	1
	8	*2BC06510		BUSHING 8	18
	9	*2BC06910		STOPPER 6	2
	10	*2BC06980		STOPPER 5	1
	11	*2BG22530		SPRING COUPLING DLP	8
⊙	12	*302FZ31030	2FZ31030	MOTOR DLP	1
	13	*302FZ31180	2FZ31180	SHAFT DLP DRIVE	3
	14	*302FZ31190	2FZ31190	SHAFT CLN DRIVE	2
⊙	15	*302FZ31250	2FZ31250	COUPLING DLP DRIVE	8
	16	*302FZ31280	2FZ31280	COLLAR DLP COUPLING	8
⊙	17	*302FZ31330	2FZ31330	GEAR Z22L DLP	6
⊙	18	*302FZ31340	2FZ31340	GEAR Z24R	2
⊙	19	*302FZ31350	2FZ31350	GEAR Z22R	2
⊙	20	*302FZ31360	2FZ31360	GEAR Z50L	2
⊙	21	*302FZ31370	2FZ31370	GEAR Z52R	3
⊙	22	*302FZ31380	2FZ31380	GEAR Z55L	2
⊙	23	*302FZ31390	2FZ31390	GEAR Z60L	2
⊙	24	*302FZ31401	2FZ31401	GEAR Z54L-Z26L	1
⊙	25	*302FZ31600	2FZ31600	GEAR Z28R	1
⊙	26	*302FZ31720	2FZ31720	PIN MAIN DRIVE	17
⊙	27	*302FZ31850	2FZ31850	GEAR Z22L CLN	2
⊙	28	*302FZ31890	2FZ31890	GEAR Z35L DLP	1
	29	*302FZ32051	2FZ32051	HOLDER DRUM MOTOR	4
	30	*302FZ39800	2FZ39800	SHEET DLP MOTOR	1
	31	*302JD31040	2JD31040	HOLDER MAIN DRIVE	1
	32	*302JD31070	2JD31070	HOLDER DLP CL	1
	33	*302JD31080	2JD31080	PLATE MAIN DRIVE	1
	34	*302JD31120	2JD31120	SHAFT CLN DRIVE	2
	35	*302JD31130	2JD31130	SHAFT DLP K	1
	36	*302JD31140	2JD31140	SHAFT DLP CL	1
⊙	37	*302JD31150	2JD31150	GEAR Z20R	2
⊙	38	*302JD31160	2JD31160	GEAR Z31R CL	1
⊙	39	*302JD31170	2JD31170	GEAR Z31L	2
⊙	40	*302JD31180	2JD31180	GEAR Z32R	1
⊙	41	*302JD31190	2JD31190	GEAR Z29R	1
	42	*302JD31250	2JD31250	SHEET MAIN DRIVE	1
⊙	43	*302JD94020	2JD94020	PARTS,CLUTCH DLP 8 SP	1
⊙	44	*302JD94090	2JD94090	PARTS,PWB MOTOR DRIVER ASSY SP	1
	45	*7YZM610004++H01	YZ012210	ACCESS SADDLE	2
⊙	A02	302JD93020	2JD93020	PARTS MPF DRIVE ASSY	1
	46	*2BG22960		BUSH 6	4
⊙	47	*302FZ31030	2FZ31030	MOTOR DLP	1
	48	*302FZ31160	2FZ31160	SHAFT MPF CL	1

	Ref. No.	Part.No.	Alternative.	Description	Quantity
	49	*302FZ31220	2FZ31220	SHAFT BYPASS DRIVE	1
	50	*302FZ31230	2FZ31230	SHAFT BRS DRIVE	1
⊙	51	*302FZ31300	2FZ31300	GEAR Z38R MPF	1
⊙	52	*302FZ31310	2FZ31310	GEAR Z24R BRS	1
⊙	53	*302FZ31320	2FZ31320	GEAR Z20S BRS	1
⊙	54	*302FZ31370	2FZ31370	GEAR Z52R	1
⊙	55	*302FZ31390	2FZ31390	GEAR Z60L	1
⊙	56	*302FZ31540	2FZ31540	GEAR Z26L BYPASS	1
⊙	57	*302FZ31550	2FZ31550	GEAR Z27S BYPASS	1
⊙	58	*302FZ31710	2FZ31710	PIN MPF DRIVE	4
⊙	59	*302FZ31820	2FZ31820	CLUTCH FEED 6	1
	60	*302FZ32060	2FZ32060	SEAL MPF CL	1
	61	*302JD31060	2JD31060	HOLDER MPF DRIVE	1
	62	*302JD31100	2JD31100	PLATE MPF DRIVE	1
⊙	63	*302JD31220	2JD31220	GEAR Z85L-Z47R MPF	1
⊙	64	*302JD31230	2JD31230	GEAR Z86L Z39L MPF	1
	65	*3CY07080		BUSHING 6	2
	66	*5MVS665KB001	2BM40060	CUT WASHER	4
	67	*5MVX1111DN003	2A806250	RING STOPPER /A-49 FEED A4	4
⊙	68	302JD93130	2JD93130	PARTS MOTOR DRUM	4
⊙	69	302FZ31270	2FZ31270	JOINT DRUM	4
	70	302FZ31990	2FZ31990	STOPPER D MOTOR	4
	71	302FZ46081	2FZ46081	WIRE DLP MOTOR	1
	72	302JD46040	2JD46040	WIRE DRUM MOTOR SIG	1
	73	302FZ46250	2FZ46250	WIRE LIFT MOT	1
	74	302JD46050	2JD46050	WIRE DRM MOT A	1
	75	3HK27050		CORE 8-16X10	1
	76	302JD46130	2JD46130	WIRE TRNS MOT JOINT	1
	77	2FG20310		BEARING PRESS ROLLER	4
	78	302BG22021	2BG22021	SPRING JOINT D	4
	101	5MBTPB3006TW++R	B1A53060	BIND T.T SCREW(+)/ M3 X 6 CRFREE S-T	
	102	B1A54080		+BIND TAP-TITE S SCREW M4X08	
	103	5MBP2012WXSP	E0020120	SPRING PIN / M2 X 12 S-BLK	
	104	E5125120		PARALLEL PIN H7A 2.5X12 SUS	
	105	5MBTPB3008PW++R	B1A63080	BIND T.T SCREW(+)/ M3 X 8 CRFREE P-T	
	106	B1B54300		+BIND TAP-TITE S SCREW M4X30(TRIVALENT C	
	107	B1B03050		+BIND SCREW M3X05(TRIVALENT CHROMATI	

- Parts with "*" are component parts or sub-assemblies of the assembly appearing immediately above them.
- Parts with "⊙" indicate regular maintenance parts.

FIG. 17 Driving Unit II (25/25ppm) (32/25ppm) (32/32ppm)

2JL/2JJ/2JG/2JD

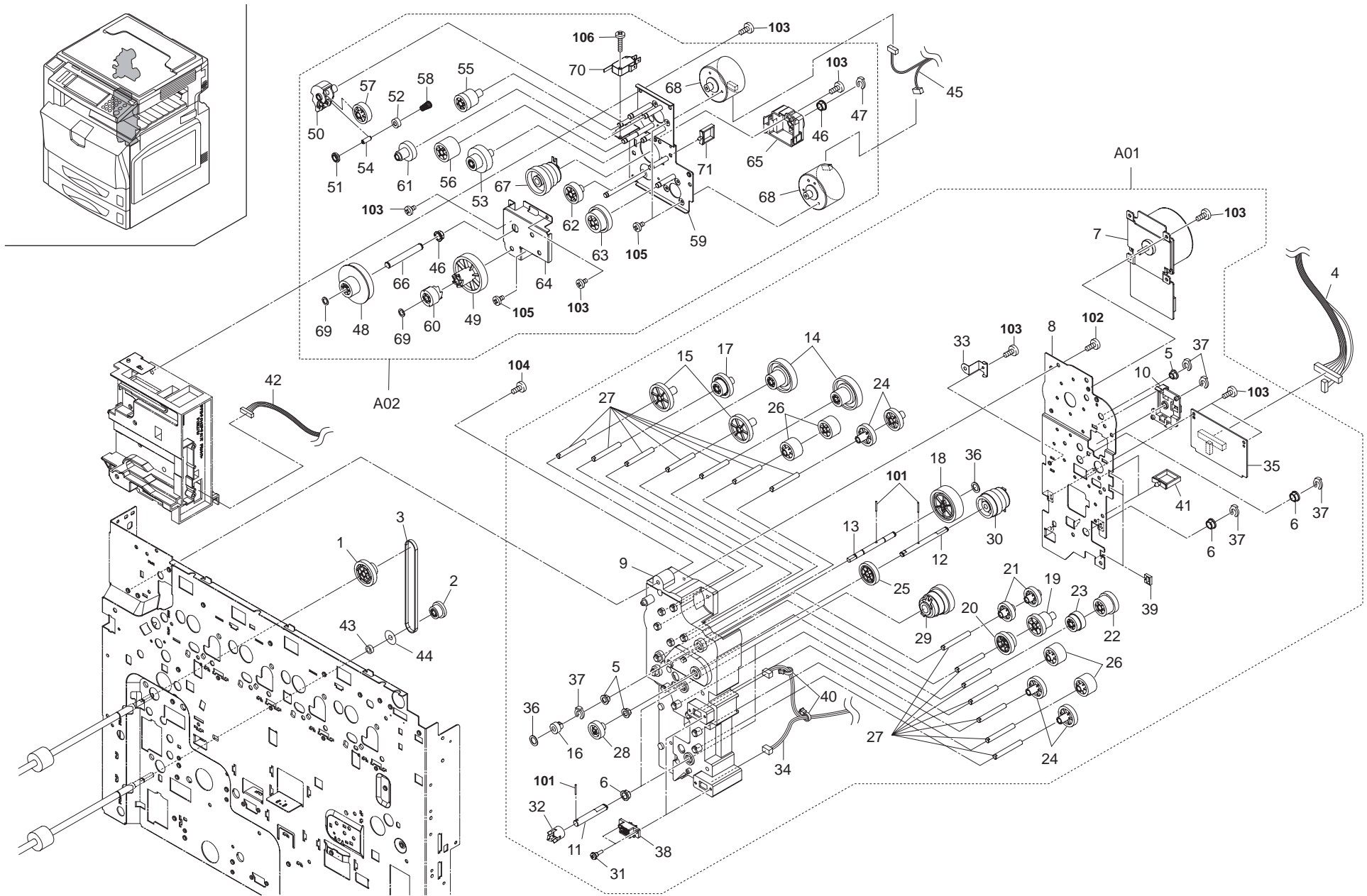


FIG. 17 Driving Unit II (25/25ppm) (32/25ppm) (32/32ppm)

2JL/2JJ/2JG/2JD-1

	Ref. No.	Part.No.	Alternative.	Description	Quantity
⊙	1	302FZ31520	2FZ31520	GEAR Z38R DSK	1
⊙	2	302FZ31730	2FZ31730	PULLEY 26 FEED	1
⊙	3	302FZ31260	2FZ31260	BELT FEED DRIVE	1
	4	302FZ46020	2FZ46020	WIRE JOINT	1
⊙	A01	302FZ93281	2FZ93281	PARTS FEED DRIVE ASSY	1
	5	*2BG22960		BUSH 6	3
	6	*2BG22980		BUSH 8	4
⊙	7	*302FZ31020	2FZ31020	MOTOR FEED	1
	8	*302FZ31120	2FZ31120	PLATE FEED DRIVE	1
	9	*302FZ31130	2FZ31130	HOLDER FEED DRIVE	1
	10	*302FZ31170	2FZ31170	HOLDER CLUTCH	1
	11	*302FZ31200	2FZ31200	SHAFT FEED DRIVE	2
	12	*302FZ31210	2FZ31210	SHAFT FEED 2 DRIVE	1
	13	*302FZ31240	2FZ31240	SHAFT LSU DRIVE	1
⊙	14	*302FZ31420	2FZ31420	GEAR Z81L-Z22R	2
⊙	15	*302FZ31430	2FZ31430	GEAR Z42L	2
⊙	16	*302FZ31440	2FZ31440	GEAR Z14R LSU	1
⊙	17	*302FZ31450	2FZ31450	GEAR Z36L-Z22R REG	1
⊙	18	*302FZ31460	2FZ31460	GEAR Z52L LSU	1
⊙	19	*302FZ31470	2FZ31470	GEAR Z33R-Z23R CL	1
⊙	20	*302FZ31480	2FZ31480	GEAR Z33R-Z23R FEED	1
⊙	21	*302FZ31490	2FZ31490	GEAR Z28L	2
⊙	22	*302FZ31500	2FZ31500	GEAR Z32L-Z26R FEED CL	1
⊙	23	*302FZ31510	2FZ31510	GEAR Z26R-Z23L FEED CL	1
⊙	24	*302FZ31530	2FZ31530	GEAR Z32L	4
⊙	25	*302FZ31590	2FZ31590	GEAR Z35L CL	1
⊙	26	*302FZ31600	2FZ31600	GEAR Z28R	4
	27	*302FZ31740	2FZ31740	PIN DRIVE FEED	14
⊙	28	*302FZ31800	2FZ31800	GEAR Z25R JOINT	1
⊙	29	*302FZ31810	2FZ31810	CLUTCH REGIST 8	2
⊙	30	*302FZ31820	2FZ31820	CLUTCH FEED 6	1
	31	*302FZ31840	2FZ31840	STUD SCREW 435	4
	32	*302FZ32070	2FZ32070	COUPLING PAPER FEED	2
	33	*302FZ39720	2FZ39720	PLATE EARTH FEED	1
	34	*302FZ46100	2FZ46100	WIRE PRE FEED	1
⊙	35	*302FZ94681	2FZ94681	PARTS.PWB FEED ASS'Y,SP	1
	36	*5MVS665KB001	2BM40060	CUT WASHER	2
	37	*5MVX111DN003	2A806250	RING STOPPER /A-49 FEED A4	5
	38	*7YCC08B2046+H02	YC026130	CONNECTOR	2
	39	*7YZM210006++H01	YZ038000	ACCESS.EDGING	3
	40	*7YZM410001++H01	YZ037950	ACCESS.BAND	2
	41	*7YZM610003++H01	YZ010250	ACCESS SADDLE	2
	42	302FZ46050	2FZ46050	WIRE TRANSFER	1
	43	3HL10170		COLLAR EJECT	1
	44	302FZ29140	2FZ29140	COLLAR DU PULLEY	1
	45	302FZ46411	2FZ46411	WIRE EXIT MOT	1
⊙	A02	302FZ93270	2FZ93270	PARTS FUSER DRIVE ASS'Y	1
	46	*2BC06510		BUSHING 8	2
	47	*2BC06980		STOPPER 5	1
⊙	48	*302FZ31570	2FZ31570	GEAR Z20L FUSER DRIVE	1

	Ref. No.	Part.No.	Alternative.	Description	Quantity
⊙	49	*302FZ31580	2FZ31580	GEAR Z46 FUSER	1
	50	*302FZ31671	2FZ31671	JOINT GEAR EXIT	1
⊙	51	*302FZ31680	2FZ31680	PULLEY EXIT DRIVE	1
⊙	52	*302FZ31690	2FZ31690	GEAR EXIT Z20	1
⊙	53	*302FZ31700	2FZ31700	GEAR EXIT Z63 Z21	1
	54	*302FZ31750	2FZ31750	PIN EXIT	1
⊙	55	*302FZ31760	2FZ31760	GEAR EXIT Z39Z26	1
⊙	56	*302FZ31770	2FZ31770	GEAR EXIT Z30 JOINT	1
⊙	57	*302FZ31780	2FZ31780	GEAR EXIT Z48	1
	58	*302FZ31790	2FZ31790	SPRING EXIT 60	1
	59	*302FZ31861	2FZ31861	MOUNT FUSER DRIVE	1
⊙	60	*302FZ31870	2FZ31870	GEAR Z20 FUSER	1
⊙	61	*302FZ31910	2FZ31910	GEAR EXIT Z45Z22	1
⊙	62	*302FZ31920	2FZ31920	GEAR Z30 FUSER	1
⊙	63	*302FZ31930	2FZ31930	GEAR Z65-Z29 FUSER	1
	64	*302FZ32010	2FZ32010	PLATE FUSER DRIVE	1
	65	*302FZ32021	2FZ32021	HOLDER FUSER CL	1
	66	*302FZ32030	2FZ32030	SHAFT FUSER DRIVE	1
⊙	67	*302FZ32040	2FZ32040	CLUTCH FUSER 8	1
⊙	68	*302FZ94290	2FZ94290	PARTS.MOTOR FUSER SP	2
	69	*5MVS665KB001	2BM40060	CUT WASHER	2
	70	*7SM010303+++H01	SM037910	SW.MICRO	1
	71	*7YZM610003++H01	YZ010250	ACCESS SADDLE	1
	101	5MBP2012WXSP	E0020120	SPRING PIN / M2 X 12 S-BLK	
	102	5MBTPB4010PW++R	B1A64100	BIND T.T SCREW(+)/ M4 X 10 CRFREE P-T	
	103	5MBTPB3006TW++R	B1A53060	BIND T.T SCREW(+)/ M3 X 6 CRFREE S-T	
	104	B1A54080		+BIND TAP-TITE S SCREW M4X08	
	105	B4A03030		+TP-A SCREW M3X03(TRIVALENT CHRO MATI	
	106	5MBTPB3014TW++R	B1A53140	BIND T.T SCREW(+)/ M3 X 14 CRFREE S-T	

- Parts with "*" are component parts or sub-assemblies of the assembly appearing immediately above them.
- Parts with "⊙" indicate regular maintenance parts.

FIG. 17 Driving Unit II (40/35ppm)

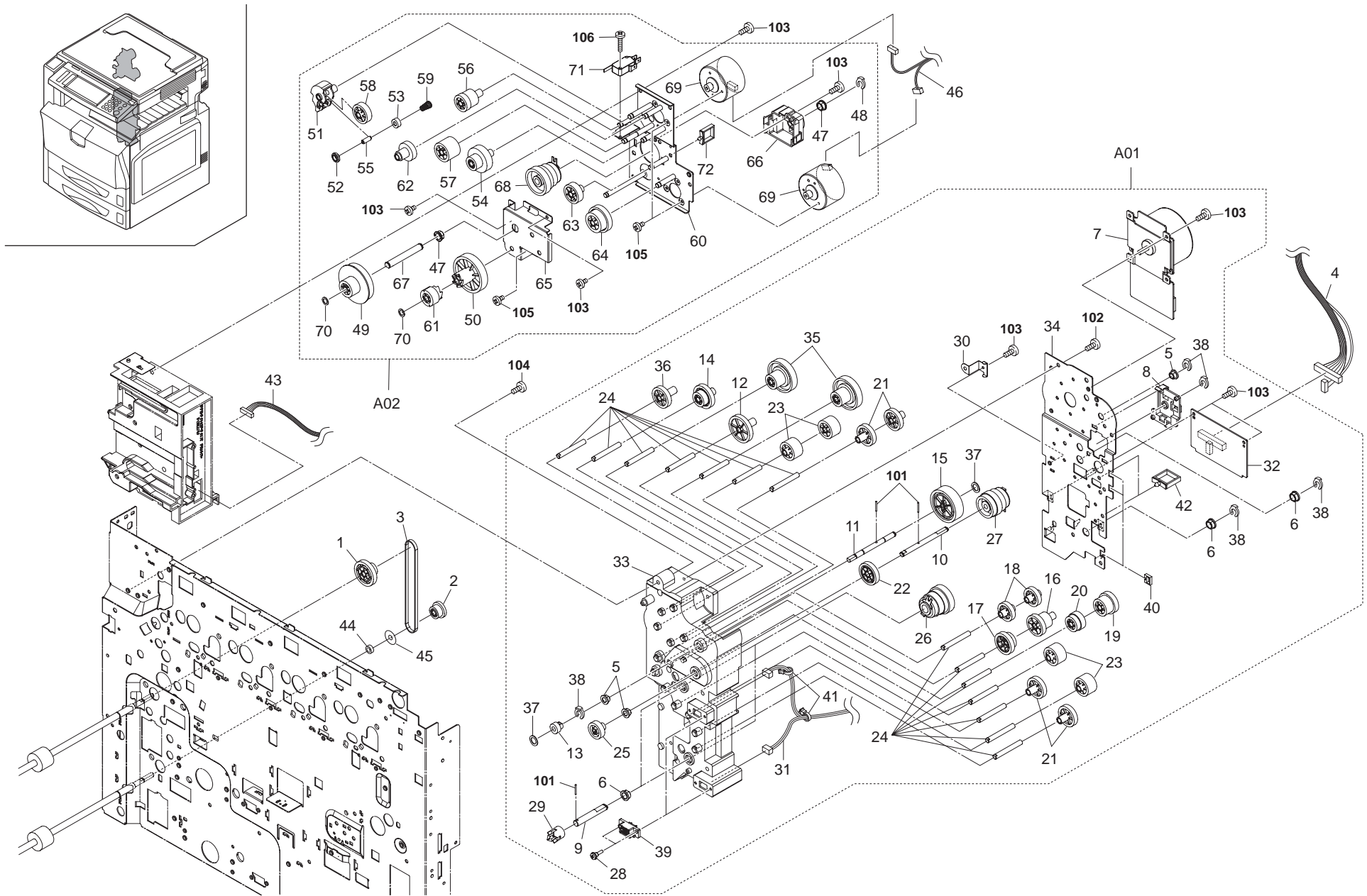


FIG. 17 Driving Unit II (40/35ppm)

2JL/2JJ/2JG/2JD-1

Ref. No.	Part.No.	Alternative.	Description	Quantity	Ref. No.	Part.No.	Alternative.	Description	Quantity
⊙ 1	302FZ31520	2FZ31520	GEAR Z38R DSK	1	⊙ 49	*302FZ31570	2FZ31570	GEAR Z20L FUSER DRIVE	1
⊙ 2	302FZ31730	2FZ31730	PULLEY 26 FEED	1	⊙ 50	*302FZ31580	2FZ31580	GEAR Z46 FUSER	1
⊙ 3	302FZ31260	2FZ31260	BELT FEED DRIVE	1	51	*302FZ31671	2FZ31671	JOINT GEAR EXIT	1
4	302FZ46020	2FZ46020	WIRE JOINT	1	⊙ 52	*302FZ31680	2FZ31680	PULLEY EXIT DRIVE	1
⊙ A01	302JD93040	2JD93040	PARTS FEED DRIVE ASSY	1	⊙ 53	*302FZ31690	2FZ31690	GEAR EXIT Z20	1
5	*2BG22960		BUSH 6	3	⊙ 54	*302FZ31700	2FZ31700	GEAR EXIT Z63 Z21	1
6	*2BG22980		BUSH 8	4	55	*302FZ31750	2FZ31750	PIN EXIT	1
⊙ 7	*302FZ31020	2FZ31020	MOTOR FEED	1	⊙ 56	*302FZ31760	2FZ31760	GEAR EXIT Z39Z26	1
8	*302FZ31170	2FZ31170	HOLDER CLUTCH	1	⊙ 57	*302FZ31770	2FZ31770	GEAR EXIT Z30 JOINT	1
9	*302FZ31200	2FZ31200	SHAFT FEED DRIVE	2	⊙ 58	*302FZ31780	2FZ31780	GEAR EXIT Z48	1
10	*302FZ31210	2FZ31210	SHAFT FEED 2 DRIVE	1	59	*302FZ31790	2FZ31790	SPRING EXIT 60	1
11	*302FZ31240	2FZ31240	SHAFT LSU DRIVE	1	60	*302FZ31861	2FZ31861	MOUNT FUSER DRIVE	1
⊙ 12	*302FZ31430	2FZ31430	GEAR Z42L	1	⊙ 61	*302FZ31870	2FZ31870	GEAR Z20 FUSER	1
⊙ 13	*302FZ31440	2FZ31440	GEAR Z14R LSU	1	⊙ 62	*302FZ31910	2FZ31910	GEAR EXIT Z45Z22	1
⊙ 14	*302FZ31450	2FZ31450	GEAR Z36L-Z22R REG	1	⊙ 63	*302FZ31920	2FZ31920	GEAR Z30 FUSER	1
⊙ 15	*302FZ31460	2FZ31460	GEAR Z52L LSU	1	⊙ 64	*302FZ31930	2FZ31930	GEAR Z65-Z29 FUSER	1
⊙ 16	*302FZ31470	2FZ31470	GEAR Z33R-Z23R CL	1	65	*302FZ32010	2FZ32010	PLATE FUSER DRIVE	1
⊙ 17	*302FZ31480	2FZ31480	GEAR Z33R-Z23R FEED	1	66	*302FZ32021	2FZ32021	HOLDER FUSER CL	1
⊙ 18	*302FZ31490	2FZ31490	GEAR Z28L	2	67	*302FZ32030	2FZ32030	SHAFT FUSER DRIVE	1
⊙ 19	*302FZ31500	2FZ31500	GEAR Z32L-Z26R FEED CL	1	⊙ 68	*302FZ32040	2FZ32040	CLUTCH FUSER 8	1
⊙ 20	*302FZ31510	2FZ31510	GEAR Z26R-Z23L FEED CL	1	⊙ 69	*302FZ94290	2FZ94290	PARTS,MOTOR FUSER SP	2
⊙ 21	*302FZ31530	2FZ31530	GEAR Z32L	4	70	*5MVS665KB001	2BM40060	CUT WASHER	2
⊙ 22	*302FZ31590	2FZ31590	GEAR Z35L CL	1	71	*7SM010303+++H01	SM037910	SW.MICRO	1
⊙ 23	*302FZ31600	2FZ31600	GEAR Z28R	4	72	*7YZM610003++H01	YZ010250	ACCESS SADDLE	1
24	*302FZ31740	2FZ31740	PIN DRIVE FEED	14					
⊙ 25	*302FZ31800	2FZ31800	GEAR Z25R JOINT	1					
⊙ 26	*302FZ31810	2FZ31810	CLUTCH REGIST 8	2	101	5MBP2012WXSP	E0020120	SPRING PIN / M2 X 12 S-BLK	
⊙ 27	*302FZ31820	2FZ31820	CLUTCH FEED 6	1	102	5MBTPB4010PW++R	B1A64100	BIND T.T SCREW(+)/ M4 X 10 CRFREE P-T	
28	*302FZ31840	2FZ31840	STUD SCREW 435	4	103	5MBTPB3006TW++R	B1A53060	BIND T.T SCREW(+)/ M3 X 6 CRFREE S-T	
29	*302FZ32070	2FZ32070	COUPLING PAPER FEED	2	104	B1A54080		+BIND TAP-TITE S SCREW M4X08	
30	*302FZ39720	2FZ39720	PLATE EARTH FEED	1	105	B4A03030		+TP-A SCREW M3X03(TRIVALENT CHRO MATI	
31	*302FZ46100	2FZ46100	WIRE PRE FEED	1	106	5MBTPB3014TW++R	B1A53140	BIND T.T SCREW(+)/ M3 X 14 CRFREE S-T	
⊙ 32	*302FZ94681	2FZ94681	PARTS,PWB FEED ASS'Y,SP	1					
33	*302JD31050	2JD31050	HOLDER FEED DRIVE	1					
34	*302JD31090	2JD31090	PLATE FEED DRIVE	1					
35	*302JD31200	2JD31200	GEAR Z70L Z26R FEED	2					
⊙ 36	*302JD31210	2JD31210	GEAR Z33L FEED	1					
37	*5MVS665KB001	2BM40060	CUT WASHER	2					
38	*5MVX1111DN003	2A806250	RING STOPPER /A-49 FEED A4	5					
39	*7YCC08B2046+H02	YC026130	CONNECTOR	2					
40	*7YZM210006++H01	YZ038000	ACCESS.EDGING	3					
41	*7YZM410001++H01	YZ037950	ACCESS.BAND	2					
42	*7YZM610003++H01	YZ010250	ACCESS SADDLE	2					
43	302FZ46050	2FZ46050	WIRE TRANSFER	1					
44	3HL10170		COLLAR EJECT	1					
45	302FZ29140	2FZ29140	COLLAR DU PULLEY	1					
46	302FZ46411	2FZ46411	WIRE EXIT MOT	1					
⊙ A02	302FZ93270	2FZ93270	PARTS FUSER DRIVE ASS'Y	1					
47	*2BC06510		BUSHING 8	2					
48	*2BC06980		STOPPER 5	1					

- Parts with "*" are component parts or sub-assemblies of the assembly appearing immediately above them.
- Parts with "⊙" indicate regular maintenance parts.

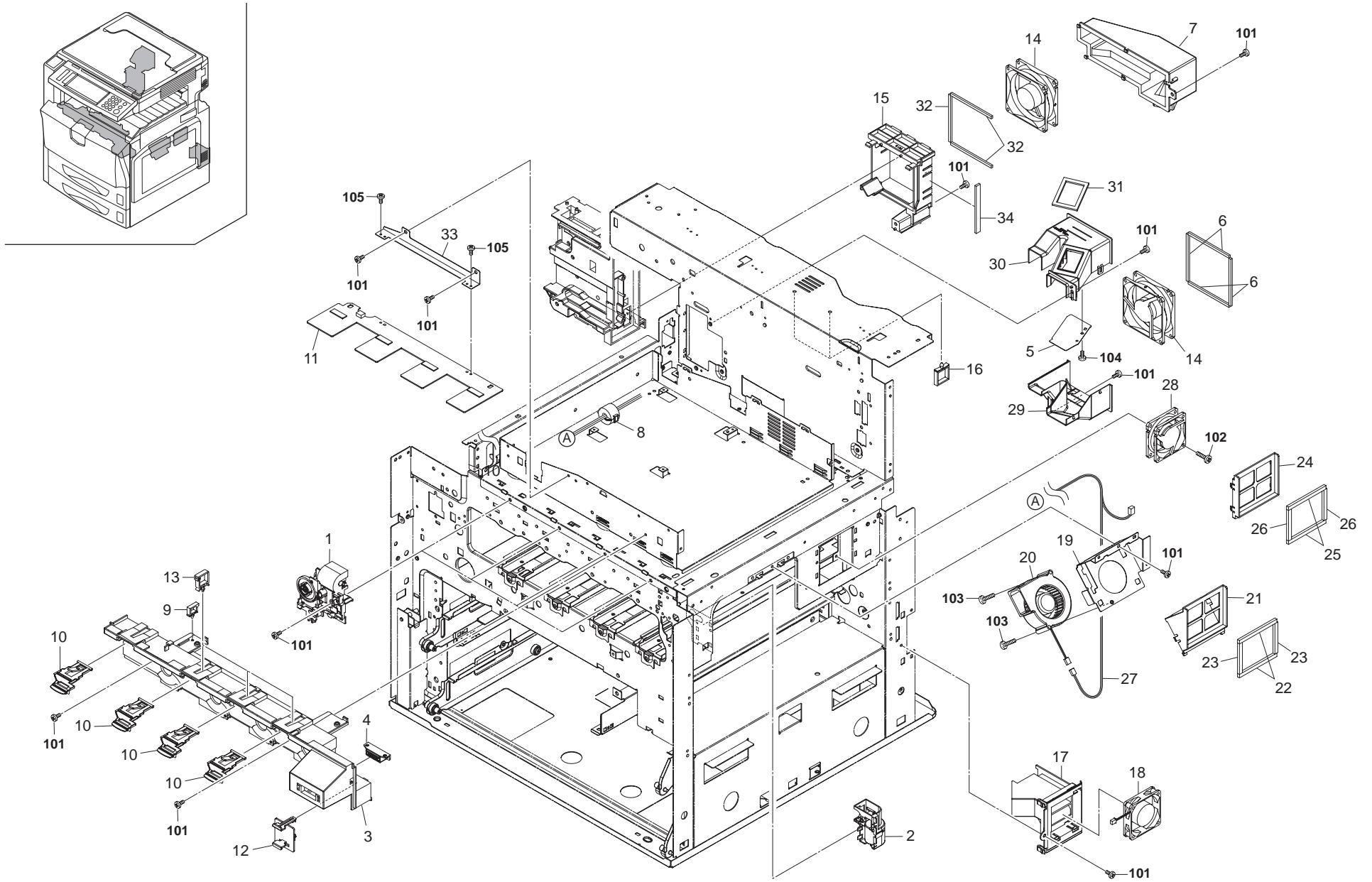


FIG. 18 Cooling Unit

2JL/2JJ/2JG/2JD-1

Ref. No.	Part.No.	Alternative.	Description	Quantity
⊙ 1	302FZ93290	2FZ93290	PARTS CONT DRIVE ASS'Y	4
⊙ 2	302FZ93460	2FZ93460	PARTS ICL MOTOR ASSY	1
⊙ 3	302FZ04520	2FZ04520	COVER INNER UPPER	1
4	60804120		MAGNET CATCH	1
5	302FZ33370	2FZ33370	PLATE DUCT EXIT	1
6	302FZ33400	2FZ33400	SEAL BRACKET FAN C	4
7	302FZ33360	2FZ33360	DUCT EXIT MOTOR	1
8	3HK27050		CORE 8-16X10	1
9	7YZM610008++H01	YZ037940	ACCESS SADDLE	1
⊙ 10	302FZ04530	2FZ04530	LEVER LOCK CONT	4
⊙ 11	302FZ45060	2FZ45060	RFID RECIEVER	1
⊙ 12	302FZ04580	2FZ04580	COVER CONNECTER	1
13	7YZM610002++H01	YZ010240	ACCESS SADDLE	3
⊙ 14	2FB27180		FAN 80 COOLING	2
15	302FZ33231	2FZ33231	BRACKET FAN D	1
16	7YZM610003++H01	YZ010250	ACCESS SADDLE	2
17	302FZ33191	2FZ33191	BRACKET FAN C	1
⊙ 18	302FZ94420	2FZ94420	PARTS,FAN COOLING CONVEYING SP	1
19	302FZ02640	2FZ02640	MOUNT FAN	1
⊙ 20	302FZ94380	2FZ94380	PARTS,FAN COOLING DLP 70 SP	1
21	302FZ33140	2FZ33140	BRACKET FAN A	1
22	302FZ33170	2FZ33170	SEAL BRACKET FAN A	2
23	302FZ33180	2FZ33180	SEAL BRACKET FAN B	2
24	302FZ33150	2FZ33150	BRACKET FAN B	1
25	302FZ33170	2FZ33170	SEAL BRACKET FAN A	2
26	302FZ33180	2FZ33180	SEAL BRACKET FAN B	2
27	302FZ46091	2FZ46091	WIRE FRONT SIDE	1
⊙ 28	2FB27190		FAN 60 COOLING	1
⊙ 29	302FZ33011	2FZ33011	DUCT EXIT LOWER	1
30	302FZ33020	2FZ33020	DUCT EXIT UPPER	1
31	302FZ33380	2FZ33380	SEAL DUCT EXIT	1
32	302FZ33411	2FZ33411	SEAL BRACKET FAN D	3
33	302FZ02880	2FZ02880	BRACKET PWB RFID	1
34	302FZ33420	2FZ33420	SEAL BRACKET FAN E	1

Ref. No.	Part.No.	Alternative.	Description	Quantity
101	B1A54080		+BIND TAP-TITE S SCREW M4X08	
102	B1B54300		+BIND TAP-TITE S SCREW M4X30(TRIVALENT C	
103	7BB100435H	BB041540	BIND T,T SCREW(+)/M4X35 CRFREE S-T	
104	5MBTPB3008PW++R	B1A63080	BIND T.T SCREW(+)/ M3 X 8 CRFREE P-T	
105	5MBTPB3006TW++R	B1A53060	BIND T.T SCREW(+)/ M3 X 6 CRFREE S-T	

- Parts with "*" are component parts or sub-assemblies of the assembly appearing immediately above them.
- Parts with "⊙" indicate regular maintenance parts.

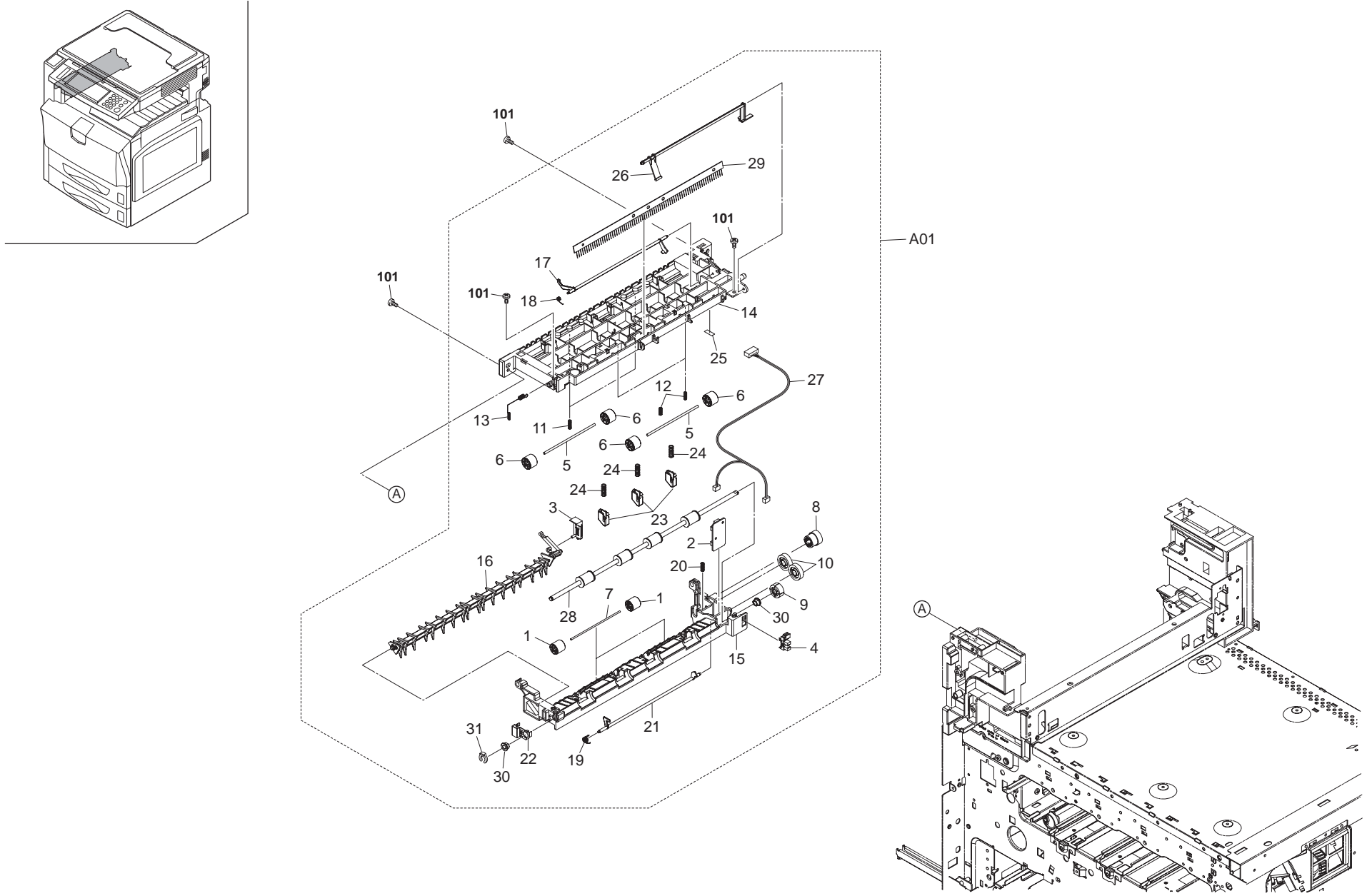


FIG. 19 Paper Exit

2JL/2JJ/2JG/2JD-1

Ref. No.	Part.No.	Alternative.	Description	Quantity
⊙ A01	302FZ93180	2FZ93180	PARTS EXIT ASS'Y	1
⊙ 1	*2BG20320		PULLEY EXIT	4
⊙ 2	*2C901060		PCB EJECT SW ASSY	1
⊙ 3	*2C921180		ARM LINK	1
⊙ 4	*2C927210		SENSOR 248NL1	1
⊙ 5	*302FZ22140	2FZ22140	SHAFT MIDDLE L	4
⊙ 6	*302FZ22150	2FZ22150	PULLEY MIDDLE	8
⊙ 7	*302FZ25380	2FZ25380	SHAFT EXIT PULLEY	2
⊙ 8	*302FZ28060	2FZ28060	GEAR Z20S-Z23S	1
⊙ 9	*302FZ28080	2FZ28080	GEAR Z23S EXIT	1
⊙ 10	*302FZ28090	2FZ28090	GEAR Z29S	2
⊙ 11	*302FZ28100	2FZ28100	SPRING EXIT PULLEY	2
⊙ 12	*302FZ28110	2FZ28110	SPRING EXIT PULLEY A	4
⊙ 13	*302FZ28120	2FZ28120	SPRING EARTH	1
⊙ 14	*302FZ28152	2FZ28152	FRAME EXIT UPPER	1
⊙ 15	*302FZ28160	2FZ28160	FRAME EXIT LOWER	1
⊙ 16	*302FZ28171	2FZ28171	GUIDE CHANGE R	1
⊙ 17	*302FZ28180	2FZ28180	ACTUATOR EXIT L	1
⊙ 18	*302FZ28200	2FZ28200	SPRING ACTUATOR L	1
⊙ 19	*302FZ28210	2FZ28210	SPRING ACTUATOR R	1
⊙ 20	*302FZ28220	2FZ28220	SPRING LINK	1
⊙ 21	*302FZ28240	2FZ28240	ACTUATOR EXIT R	1
⊙ 22	*302FZ28250	2FZ28250	EARTH PLATE F/D	1
⊙ 23	*302FZ28260	2FZ28260	EXIT PUSH	3
⊙ 24	*302FZ28270	2FZ28270	SPRING EXIT PUSH	3
⊙ 25	*302FZ28280	2FZ28280	SHEET SILENCER EXIT	1
⊙ 26	*302FZ28410	2FZ28410	ACTUATOR EXIT SENSOR	1
⊙ 27	*302FZ46470	2FZ46470	WIRE EXIT JAM SENSOR	1
⊙ 28	*302FZ94610	2FZ94610	PARTS,ROLLER EXIT SP	1
⊙ 29	*34821210		STATIC ELIMINATOR B,EJECT	1
⊙ 30	*3CY07080		BUSHING 6	2
⊙ 31	*5MVX111DN003	2A806250	RING STOPPER /A-49 FEED A4	1

Ref. No.	Part.No.	Alternative.	Description	Quantity
101	5MBTPB4010PW++R	B1A64100	BIND T.T SCREW(+)/ M4 X 10 CRFREE P-T	

- Parts with "*" are component parts or sub-assemblies of the assembly appearing immediately above them.
- Parts with "⊙" indicate regular maintenance parts.

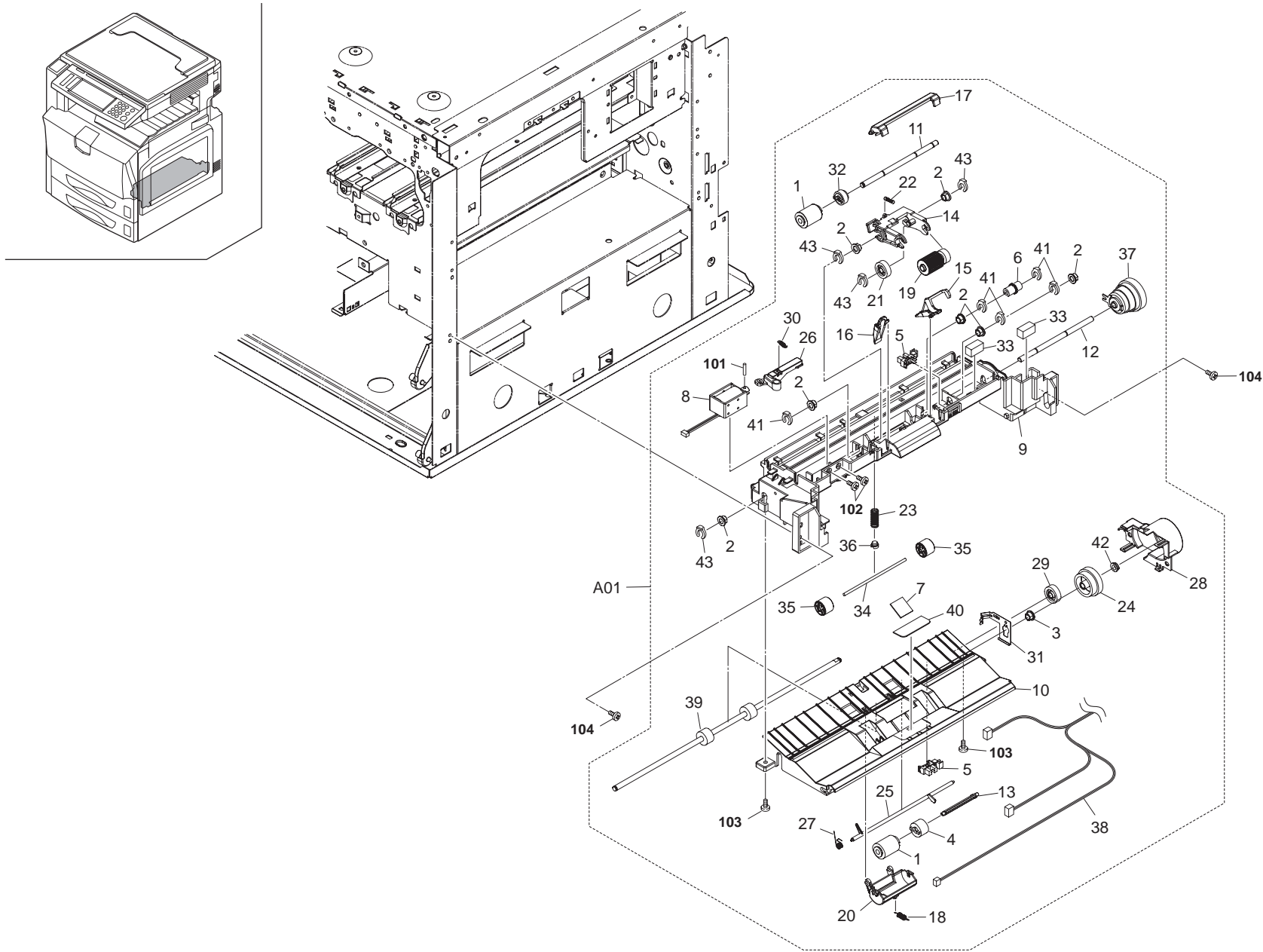


FIG. 20 MPT Assy

2JL/2JJ/2JG/2JD-1

	Ref. No.	Part.No.	Alternative.	Description	Quantity
⊙	A01	302FZ93220	2FZ93220	PARTS MPT ASS'Y	1
⊙	1	*2AR07230		PULLEY,SEPARATION	2
	2	*2BG22960		BUSH 6	7
	3	*2BG22970		BUSH 6 EW	1
⊙	4	*2C907280		TORQUE LIMITER 340	1
⊙	5	*2C927210		SENSOR 248NL1	2
	6	*302FB06151	2FB06151	JOINT DRIVE	1
⊙	7	*302FB17760	2FB17760	PAD MP	1
⊙	8	*302FB25180	2FB25180	SOLENOID LEADING FEED	1
	9	*302FZ08011	2FZ08011	BASE MPT	1
	10	*302FZ08020	2FZ08020	LOWER GUIDE MPT	1
	11	*302FZ08030	2FZ08030	SHAFT FEED MPT	1
	12	*302FZ08040	2FZ08040	SHAFT FEED JOINT MPT	1
	13	*302FZ08050	2FZ08050	SHAFT SEPARATE MPT	1
	14	*302FZ08070	2FZ08070	HOLDER MPT LF	1
	15	*302FZ08090	2FZ08090	PAPER STOPPER MPT F	1
	16	*302FZ08100	2FZ08100	PAPER STOPPER MPT R	1
	17	*302FZ08110	2FZ08110	LEVER STOPPER RELEASE	1
	18	*302FZ08120	2FZ08120	SPRING SEPARATE PULLEY	1
⊙	19	*302FZ08130	2FZ08130	PULLEY LEADING FEED MPT	1
	20	*302FZ08160	2FZ08160	HOLDER SEPARATE MPT	1
⊙	21	*302FZ08180	2FZ08180	GEAR MPT Z23	1
	22	*302FZ08190	2FZ08190	SPRING HOLDER MPT	1
	23	*302FZ08291	2FZ08291	SPRING MID MPT	1
⊙	24	*302FZ08300	2FZ08300	GEAR MPT Z41Z35	1
⊙	25	*302FZ08310	2FZ08310	ACTUATOR MIDDLE MPT	1
	26	*302FZ08320	2FZ08320	LEVER MPT SOLENOID	1
	27	*302FZ08350	2FZ08350	SPRING ACTUATOR MPT	1
	28	*302FZ08360	2FZ08360	COVER MPT DRIVE	1
⊙	29	*302FZ08370	2FZ08370	GEAR JOINT MPT UNIT	1
	30	*302FZ08430	2FZ08430	SPRING SOLENOID MPT	1
	31	*302FZ08440	2FZ08440	PLATE EARTH MPT ROLL	1
⊙	32	*302FZ08450	2FZ08450	GEAR MPT FEED Z19 ASSY	1
	33	*302FZ08460	2FZ08460	PAD WIRE	2
	34	*302FZ22140	2FZ22140	SHAFT MIDDLE L	1
⊙	35	*302FZ22150	2FZ22150	PULLEY MIDDLE	2
	36	*302FZ24600	2FZ24600	BUSH SP	1
⊙	37	*302FZ31830	2FZ31830	CLUTCH MPF 6	1
	38	*302FZ46520	2FZ46520	WIRE MPF UNIT	1
⊙	39	*302FZ94490	2FZ94490	PARTS,ROLLER MID MPT SP	1
⊙	40	*33906400		FRICTION PLATE,BYPASS	1
	41	*5MVL177DN001	2FB06810	RING STOPPER 4	5
	42	*5MVM176XN001	2BM14330	BUSH D1234	1
	43	*5MVX111DN003	2A806250	RING STOPPER /A-49 FEED A4	4

	Ref. No.	Part.No.	Alternative.	Description	Quantity
	101	E0030140		SPRING PIN 3X14	
	102	5MBSPB3006NW++R	B1B03060	BIND HEAD SCREW(+)/ M3 X 6 CRFREE	
	103	5MBTPB4010PW++R	B1A64100	BIND T.T SCREW(+)/ M4 X 10 CRFREE P-T	
	104	B1A54080		+BIND TAP-TITE S SCREW M4X08	

- Parts with "*" are component parts or sub-assemblies of the assembly appearing immediately above them.
- Parts with "⊙" indicate regular maintenance parts.

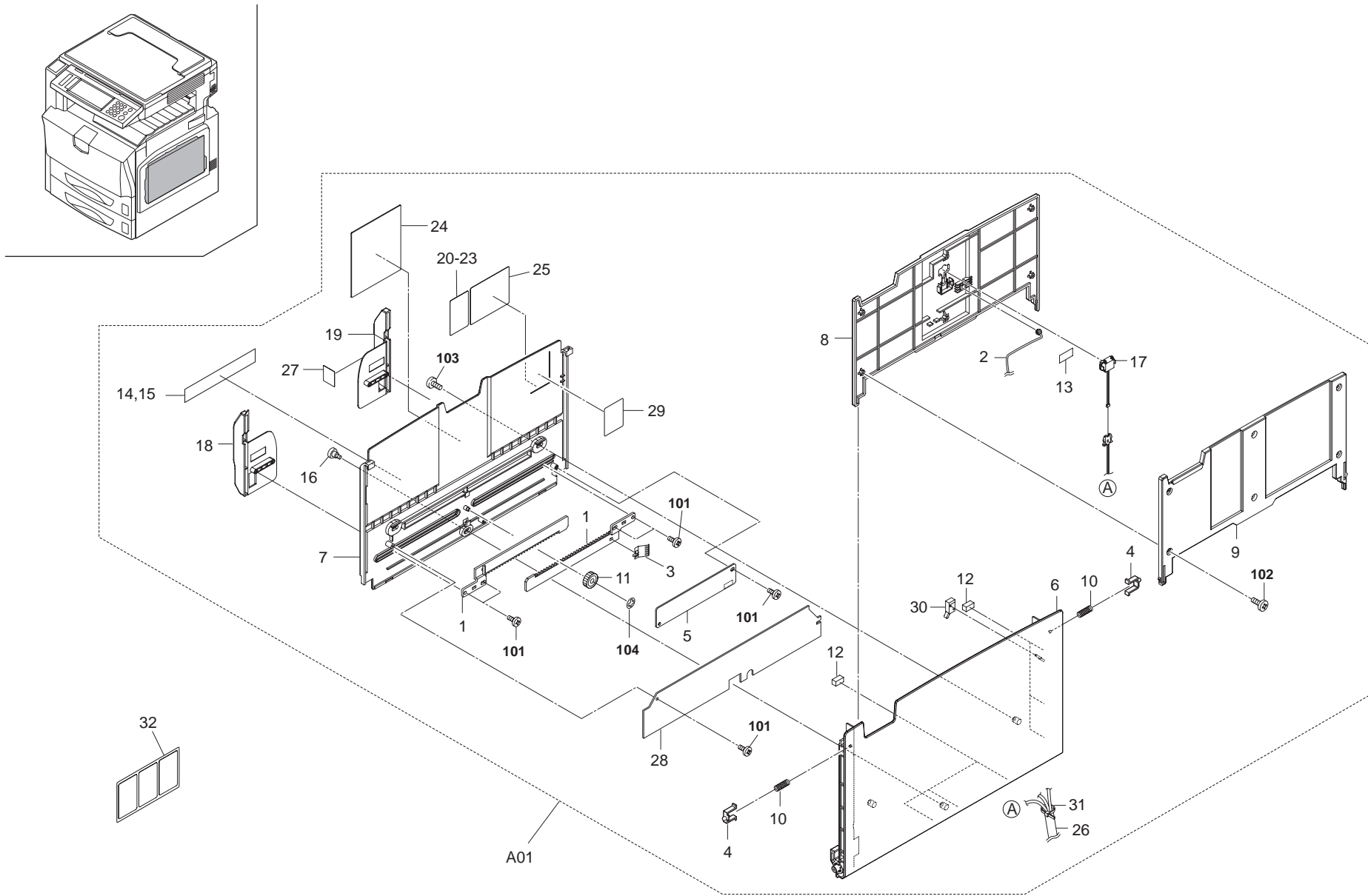


FIG. 21 Table Bypass

2JL/2JJ/2JG/2JD-1

Ref. No.	Part.No.	Alternative.	Description	Quantity
⊙ A01	302FZ93363	2FZ93363	PARTS TRAY ASSY	1
⊙ 1	*2BC06750		RACK,CURSOR	2
2	*2BC07340		LEFT WIRE B,LIFT	1
⊙ 3	*2BC07860		TERMINAL,PAPER SIZE DETECTION	1
4	*2FB07330		STOPPER BYPASS TABLE	2
⊙ 5	*2FG01020		SIZE DETECTION ASS'Y	1
6	*302BC43134	2BC43134	TABLE A,BYPASS(G E)	1
7	*302BC43146	2BC43146	TABLE B,BYPASS(G E)	1
8	*302BC43152	2BC43152	TABLE C,BYPASS(G E)	1
9	*302BC43161	2BC43161	TABLE D,BYPASS(G E)	1
10	*302FB17700	2FB17700	SPRING BYPASS TABLE	2
⊙ 11	*302FB17710	2FB17710	GEAR 18 IDLE DEVELOPING	1
12	*302FB17720	2FB17720	SPONGE BYPASS TABLE	6
13	*302FB17730	2FB17730	SEAL BYPASS TABLE	1
⊙ 14	*302FB17740	2FB17740	SIZE INDICATOR BYPASS(M)	1
⊙ 15	*302FB17750	2FB17750	SIZE INDICATOR BYPASS(I)	1
16	*302FB17800	2FB17800	PIN BYPASS TABLE	1
⊙ 17	*302FB25140	2FB25140	SWITCH BYPASS SIZE	1
⊙ 18	*302FZ08330	2FZ08330	CURSOR MPT F	1
⊙ 19	*302FZ08340	2FZ08340	CURSOR MPT R	1
20	*302FZ08480	2FZ08480	LABEL MP CAUTION J V	1
21	*302FZ08490	2FZ08490	LABEL MP CAUTION E V	1
22	*302FZ08530	2FZ08530	LABEL MP CAUTION TW V	1
23	*302FZ08540	2FZ08540	LABEL MP CAUTION KS V	1
⊙ 24	*302FZ08500	2FZ08500	PAD MP L	1
25	*302FZ08560	2FZ08560	LABEL MP CAUTION PIC V	1
26	*302FZ46840	2FZ46840	WIRE BYPASS TRAY	1
⊙ 27	*303H605010	3H605010	LABEL ORIGINAL MAX	1
28	*33906900		COVER,CURSOR	1
29	*3C007060		PAD,LIFT	1
⊙ 30	*76727010		ORIGINAL SIZE SWITCH	1
31	*M2307010		BINDING BAND,T18R	1
32	302FZ08510	2FZ08510	LABEL MP CAUTION 3 V	1

Ref. No.	Part.No.	Alternative.	Description	Quantity
101	BAA63080		+TP TAP-TITE P SCREW M3X08	
102	BAB63060		+TP TAP-TITE P SCREW M3X06	
103	BAB64080		+TP TAP-TITE P SCREW M4X8	
104	5MBCS4025XSP	D4000400	CS STOP RING / X 4 X .25T S-BLK	

- Parts with "*" are component parts or sub-assemblies of the assembly appearing immediately above them.
- Parts with "⊙" indicate regular maintenance parts.

FIG. 22 MPT Bypass Assy

2JL/2JJ/2JG/2JD-1

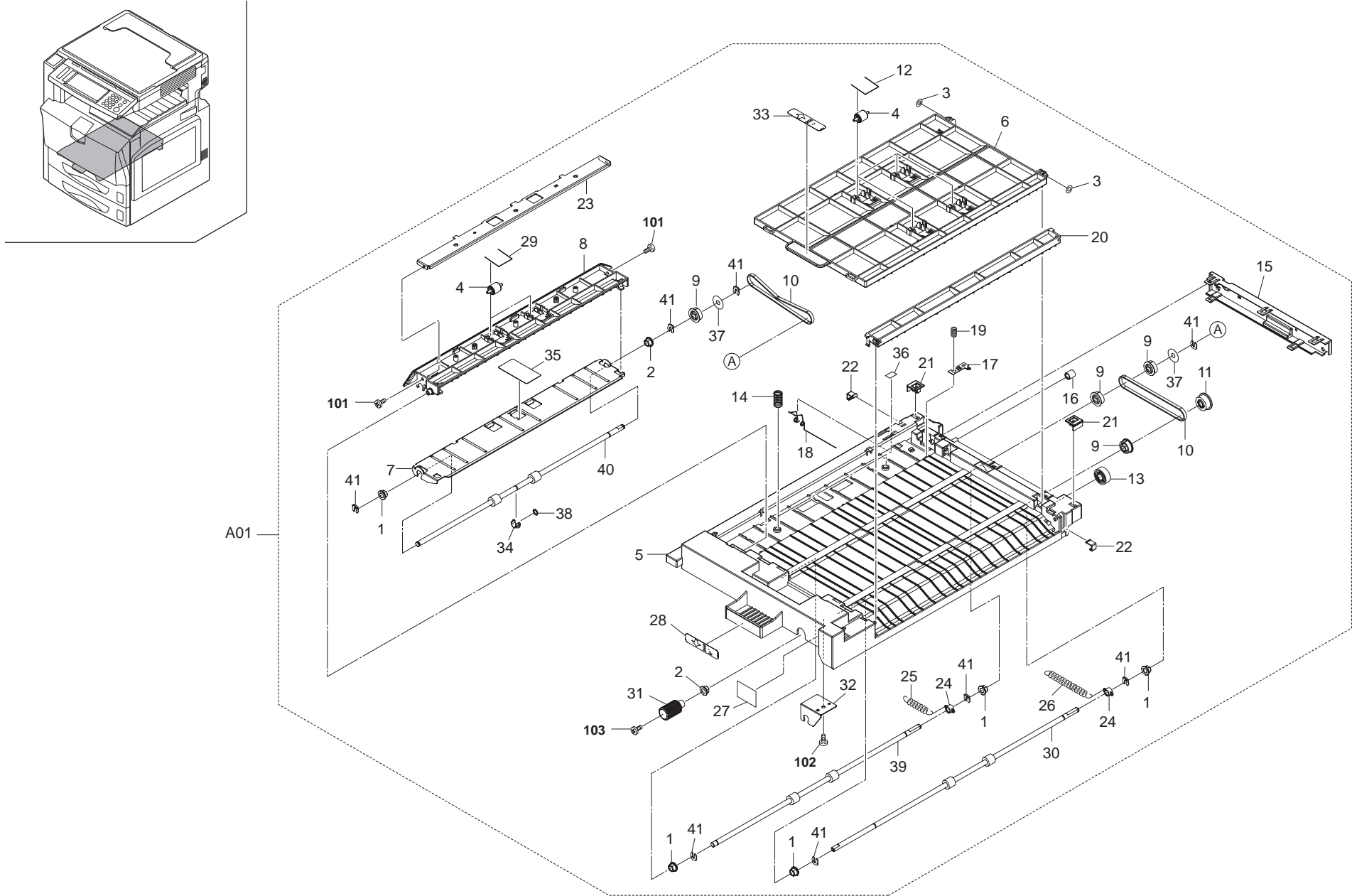


FIG. 22 MPT Bypass Assy

2JL/2JJ/2JG/2JD-1

	Ref. No.	Part.No.	Alternative.	Description	Quantity		Ref. No.	Part.No.	Alternative.	Description	Quantity
⊙	A01	302FZ93212	2FZ93212	PARTS MPT BYPASS ASS'Y	1		101	5MBTPB3006TW++R	B1A53060	BIND T.T SCREW(+)/ M3 X 6 CRFREE S-T	
	1	*2BG22960		BUSH 6	5		102	5MBTPB3008PW++R	B1A63080	BIND T.T SCREW(+)/ M3 X 8 CRFREE P-T	
	2	*2BG22970		BUSH 6 EW	2		103	B4B03050		+TP-A SCREW M3X05(TRIVALENT CHROMATIN	
	3	*2BG22990		CUT WASHER 4	2						
⊙	4	*302FZ07020	2FZ07020	PULLEY MPT BYPASS	6						
	5	*302FZ07042	2FZ07042	BASE MPT BYPASS	1						
	6	*302FZ07051	2FZ07051	COVER MPT BYPASS	1						
	7	*302FZ07061	2FZ07061	GUIDE BYPASS RIGHT	1						
	8	*302FZ07070	2FZ07070	COVER BYPASS OUT	1						
⊙	9	*302FZ07080	2FZ07080	PULLEY BYPASS	4						
⊙	10	*302FZ07090	2FZ07090	BELT BYPASS	2						
⊙	11	*302FZ07100	2FZ07100	GEAR BYPASS A	1						
	12	*302FZ07110	2FZ07110	SPRING BYPASS PULLEY	4						
⊙	13	*302FZ07120	2FZ07120	GEAR BYPASS JOINT	1						
	14	*302FZ07130	2FZ07130	SPRING BYPASS MOTION	2						
	15	*302FZ07140	2FZ07140	COVER MPT REAR	1						
⊙	16	*302FZ07150	2FZ07150	PULLEY TENSION BELT	1						
	17	*302FZ07180	2FZ07180	PLATE EARTH MPT	1						
	18	*302FZ07190	2FZ07190	SPRING EARTH BYPASS	1						
	19	*302FZ07210	2FZ07210	SPRING EARTH BYPASS JOINT	1						
	20	*302FZ07231	2FZ07231	GUIDE BYPASS IN	1						
	21	*302FZ07240	2FZ07240	SLIDER BYPASS A	2						
	22	*302FZ07250	2FZ07250	SLIDER BYPASS B	2						
	23	*302FZ07301	2FZ07301	PLATE GUIDE MPT	1						
	24	*302FZ07310	2FZ07310	BUSH CONTACT MPT B	2						
	25	*302FZ07320	2FZ07320	SPRING EARTH MPT A	1						
	26	*302FZ07330	2FZ07330	SPRING EARTH MPT B	1						
	27	*302FZ07350	2FZ07350	LABEL JAM BYPASS B2	1						
	28	*302FZ07360	2FZ07360	LABEL JAM BYPASS B3	1						
	29	*302FZ07380	2FZ07380	SPRING BYPASS PULLEY B	2						
⊙	30	*302FZ07390	2FZ07390	ROLLER BYPASS C	1						
	31	*302FZ07400	2FZ07400	LEVER JAM BYPASS	1						
	32	*302FZ07410	2FZ07410	MOUNT LEVER BYPASS	1						
	33	*302FZ07420	2FZ07420	LABEL JAM BYPASS B4	1						
	34	*302FZ07540	2FZ07540	HOLDER SHAFT OUT	1						
	35	*302FZ07550	2FZ07550	SHEET BYPASS OUT	1						
	36	*302FZ22760	2FZ22760	STOPPER EARTH MIDDLE	1						
	37	*302FZ29140	2FZ29140	COLLAR DU PULLEY	2						
	38	*5MVS665KB001	2BM40060	CUT WASHER	1						
⊙	39	*302FZ94470	2FZ94470	PARTS,ROLLER BYPASS A SP	1						
⊙	40	*302FZ94481	2FZ94481	PARTS,ROLLER BYPASS B SP	1						
	41	*5MVX111DN003	2A806250	RING STOPPER /A-49 FEED A4	8						

- Parts with "*" are component parts or sub-assemblies of the assembly appearing immediately above them.
- Parts with "⊙" indicate regular maintenance parts.

FIG. 23 Electrical Components I

2JL/2JJ/2JG/2JD-1

Ref. No.	Part.No.	Alternative.	Description	Quantity	Ref. No.	Part.No.	Alternative.	Description	Quantity
⊙	1	66127010	SWITCH,COVER OPEN	3	101	B1A54080		+BIND TAP-TITE S SCREW M4X08	
	2	302FZ02610	MOUNT CASSETTE SW	1					
	3	302HP46050	WIRE FEED JOINT 2HP46050	1					
	3	302JD46010	WIRE FEED JOINT (25/25ppm) (32/25ppm) (32/32ppm)	1					
	4	7YCC08B2046+H02	WIRE FEED JOINT (40/35ppm)	1					
	4	2JD46010	CONNECTOR	2					
	4	YC026130	CONNECTOR	2					
	5	302FZ03070	RETAINING PIN DRAWER	4					
	5	2FZ03070	RETAINING PIN DRAWER	4					
	6	302FZ39110	MOUNT HV TERMINAL	4					
	6	2FZ39110	MOUNT HV TERMINAL	4					
	7	302FZ39520	SPRING HV MAIN	12					
⊙	8	302JG45010	HVU MAIN (25/25ppm) (32/25ppm) (32/32ppm)	1					
	8	2JG45010	HVU MAIN (25/25ppm) (32/25ppm) (32/32ppm)	1					
⊙	8	302JD94120	PARTS,PWB HVU MAIN ASSY SP (40/35ppm)	1					
	8	2JD94120	PARTS,PWB HVU MAIN ASSY SP (40/35ppm)	1					
	9	302FZ39210	GUIDE WIRE MAIN	1					
	9	2FZ39210	GUIDE WIRE MAIN	1					
	10	302FZ39900	SHEET PWB	1					
	10	2FZ39900	SHEET PWB	1					
	11	302FZ39920	MOUNT HV LOWER	1					
	11	2FZ39920	MOUNT HV LOWER	1					
⊙	12	302FZ45170	HEATER DEHUMIDIFIER 120	2					
	12	2FZ45170	HEATER DEHUMIDIFIER 120	2					
	13	7YZM610001++H01	ACCESS SADDLE	4					
	13	YZ010230	ACCESS SADDLE	4					
	14	302FZ39220	GUIDE WIRE SUB	1					
	14	2FZ39220	GUIDE WIRE SUB	1					
	15	302FZ39530	SPRING ICL	1					
	15	2FZ39530	SPRING ICL	1					
	16	302FZ39580	TERMINAL ICL	1					
	16	2FZ39580	TERMINAL ICL	1					
	17	302FZ46270	WIRE CLEANING	1					
	17	2FZ46270	WIRE CLEANING	1					
	18	302FZ46031	WIRE MPF	1					
	18	2FZ46031	WIRE MPF	1					
	19	302GR39190	COVER CONN	1					
	19	2GR39190	COVER CONN	1					
	20	20305130	LABEL L,HIGH TEMPERATURE CAUTION(EXP)	1					

- Parts with "*" are component parts or sub-assemblies of the assembly appearing immediately above them.
- Parts with "⊙" indicate regular maintenance parts.

FIG. 24 Electrical Components II

2JL/2JJ/2JG/2JD-1

Ref. No.	Part.No.	Alternative.	Description	Quantity
⊙ 1	2FB27190		FAN 60 COOLING	1
2	302FZ39051	2FZ39051	SHIELD BOX	1
3	302FZ39550	2FZ39550	BRACKET INLET	1
⊙ 4	302FZ45010	2FZ45010	LVU 100	1
5	302FZ46430	2FZ46430	WIRE CASSETTE HEATER	1
6	302FZ46661	2FZ46661	WIRE INLET ASSY	1
7	302FZ46730	2FZ46730	WIRE OP HEATER	1
8	7YZM210002+++H01	YZ004730	ACCESS.EDGING	3
9	7YZM210003+++H01	YZ037970	ACCESS.EDGING	1
10	7YZM210004+++H01	YZ037980	ACCESS.EDGING	2
11	7YZM510007+++H01	YZ042780	ACCESS.SPACER	6
12	7YZM610001+++H01	YZ010230	ACCESS SADDLE	4
13	7YZM610003+++H01	YZ010250	ACCESS SADDLE	3
14	7YZM610004+++H01	YZ012210	ACCESS SADDLE	1
15	302FZ39930	2FZ39930	PLATE EARTH IPU	1
⊙ 16	302FZ39540	2FZ39540	SPRING HV TC1	4
17	302FZ39570	2FZ39570	TERMINAL TC1	4
⊙ 18	302FZ45041	2FZ45041	HVU TRANSFER 1	1
⊙ 18	302JD94100	2JD94100	(25/25ppm) (32/25ppm) (32/32ppm) PARTS,PWB HVU TRANSFER 1 ASSY SP	1
19	302FZ39590	2FZ39590	(40/35ppm) MOUNT TRANSFER HV	1
19	302JD39010	2JD39010	(25/25ppm) (32/25ppm) (32/32ppm) MOUNT TRANSFER HV (40/35ppm)	1
20	7YZM210003+++H01	YZ037970	ACCESS.EDGING	1
21	302FZ46641	2FZ46641	WIRE FAX POWER	1
22	302FZ39870	2FZ39870	GUIDE WIRE LOWER	1
23	302FZ46120	2FZ46120	WIRE HVU 2 (25/25ppm) (32/25ppm) (32/32ppm)	1
23	302JD46020	2JD46020	WIRE HVU 2 (40/35ppm)	1
24	302FB26290	2FB26290	LID VENDOR	1
25	302FZ39071	2FZ39071	MOUNT OPTION IF	1
26	7YZM610015+++H01	YZ046900	ACCESS.SADDLE	3
27	302FZ46742	2FZ46742	WIRE OP DESK	1
28	302FZ46220	2FZ46220	WIRE LVU ENGINE	1
29	302FZ46240	2FZ46240	WIRE LVU CONTROLLER	1
30	302FZ46170	2FZ46170	WIRE FUSER (25/25ppm) (32/25ppm) (32/32ppm)	1
30	302JD46100	2JD46100	WIRE FUSER (40/35ppm)	1
31	302FZ46210	2FZ46210	WIRE INTERLOCK SWITCH	1
32	302FZ46231	2FZ46231	WIRE LVU IPU	1
33	302FZ46392	2FZ46392	WIRE OPTION SIGNAL	1
34	302FZ39731	2FZ39731	PLATE MAIN SW	1
35	302FZ46260	2FZ46260	WIRE MSW	1
⊙ 36	7SC010101+++H01	SC023350	SW.SEESAW	1
37	7YZM210006+++H01	YZ038000	ACCESS.EDGING	1
38	7YZM610003+++H01	YZ010250	ACCESS SADDLE	2
39	302FZ39880	2FZ39880	SHEET WIRE LOWER	1
40	302JD39020	2JD39020	SHEET TRANSFER HV (40/35ppm)	1
41	3019527401	19527401	POWER CORD(120)	1

Ref. No.	Part.No.	Alternative.	Description	Quantity
101	B1A54080		+BIND TAP-TITE S SCREW M4X08	
102	7BB100330H	B1B53300	+BIND TAP-TITE S SCREW M3X30 CRFREE	
103	5MBTPB3006TW++R	B1A53060	BIND T.T SCREW(+)/ M3 X 6 CRFREE S-T	

- Parts with "*" are component parts or sub-assemblies of the assembly appearing immediately above them.
- Parts with "⊙" indicate regular maintenance parts.

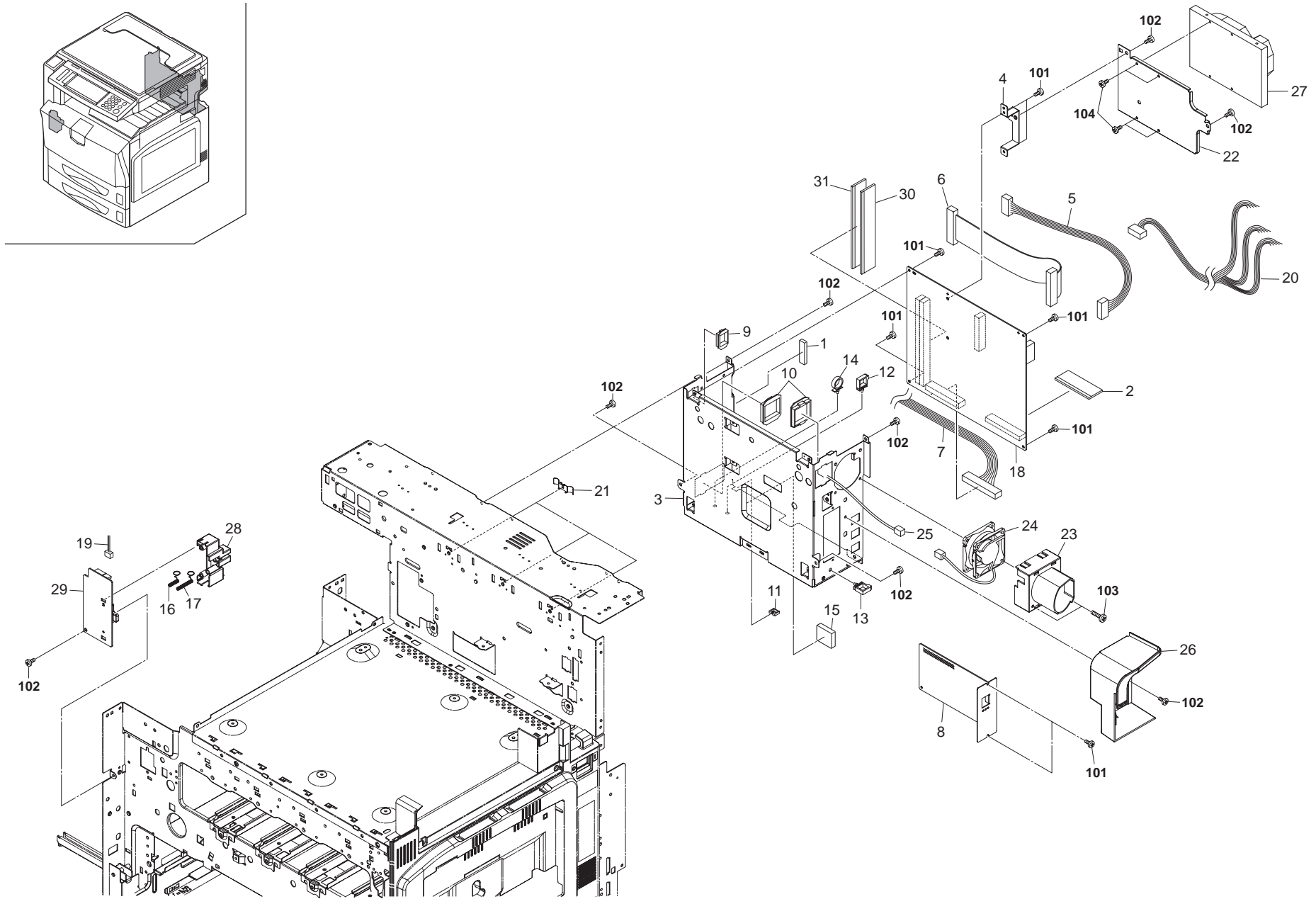


FIG. 25 Electrical Components III

2JL/2JJ/2JG/2JD-1

Ref. No.	Part.No.	Alternative.	Description	Quantity
1	2A627240		SHIELD 5X1X30,GASKET	1
⊙ 2	302FZ01220	2FZ01220	PRINTED W.BOARD DIMM IPU U ASSY (25/25ppm) (32/25ppm) (32/32ppm)	1
⊙ 2	302JD94060	2JD94060	PARTS,PWB DIMM IPU U ASSY SP (40/35ppm)	1
⊙ 3	302FZ39030	2FZ39030	MOUNT IPU	1
4	302FZ39090	2FZ39090	BRACKET HDD LOWER	1
5	302FZ46300	2FZ46300	WIRE HDD POWER	1
6	302FZ46630	2FZ46630	WIRE HDD	1
7	302FZ46651	2FZ46651	WIRE IPU ENGINE	1
⊙ 8	303JR01011	3JR01011	SCANNER NIC ASS'Y	1
9	7YZM210002++H01	YZ004730	ACCESS.EDGING	1
10	7YZM210004++H01	YZ037980	ACCESS.EDGING	2
11	7YZM210006++H01	YZ038000	ACCESS.EDGING	1
12	7YZM610003++H01	YZ010250	ACCESS SADDLE	1
13	7YZM610004++H01	YZ012210	ACCESS SADDLE	1
14	7YZM610016++H01	YZ047890	ACCESS.SADDLE	1
15	7ZS40405001+H01	ZS044250	THERMAL SHEET	1
⊙ 16	302FZ39620	2FZ39620	SPRING HV2 TC	1
⊙ 17	302FZ39630	2FZ39630	SPRING HV2 SE	1
⊙ 18	302FZ94052	2FZ94052	PARTS,PWB IPU ASS'Y,SP (25/25ppm) (32/25ppm) (32/32ppm)	1
⊙ 18	302JD94050	2JD94050	PARTS,PWB IPU U ASSY SP (40/35ppm)	1
19	302FZ46130	2FZ46130	WIRE HVU 3 (25/25ppm) (32/25ppm) (32/32ppm)	1
19	302JD46030	2JD46030	WIRE HVU 3 (40/35ppm)	1
20	302FZ46612	2FZ46612	WIRE PANNEL L	1
21	302FZ39770	2FZ39770	PLATE EARTH ISU REAR	3
22	302FZ39040	2FZ39040	BRACKET HDD	1
23	302FZ39860	2FZ39860	DUCT IPU	1
⊙ 24	302FZ94420	2FZ94420	PARTS,FAN COOLING CONVEYING SP	1
25	302FZ46670	2FZ46670	WIRE LSU FAN	1
26	302FZ04460	2FZ04460	COVER REAR OP	1
⊙ 27	7NH3M040G003H01	NH045080	STORAGE DEVICE	1
28	302FZ39610	2FZ39610	HOLDER HV2 TC	1
⊙ 29	302FZ45051	2FZ45051	HVU TRANSFER 2 (25/25ppm) (32/25ppm) (32/32ppm)	1
⊙ 29	302JD94110	2JD94110	PARTS,PWB HVU TRANSFER 2 ASSY SP (40/35ppm)	1
⊙ 30	7NMDD256MJ41H01	NM038860	MEMORY MODULE	1
⊙ 31	7NMDD512MJ41H01	NM038870	MEMORY MODULE	1

Ref. No.	Part.No.	Alternative.	Description	Quantity
101	5MBTPB3006TW++R	B1A53060	BIND T.T SCREW(+)/ M3 X 6 CRFREE S-T	
102	B1A54080		+BIND TAP-TITE S SCREW M4X08	
103	B1B54300		+BIND TAP-TITE S SCREW M4X30(TRIVALENT	
104	B9A90010		+PAN SCREW 6-32X0.25	

- Parts with "*" are component parts or sub-assemblies of the assembly appearing immediately above them.
- Parts with "⊙" indicate regular maintenance parts.

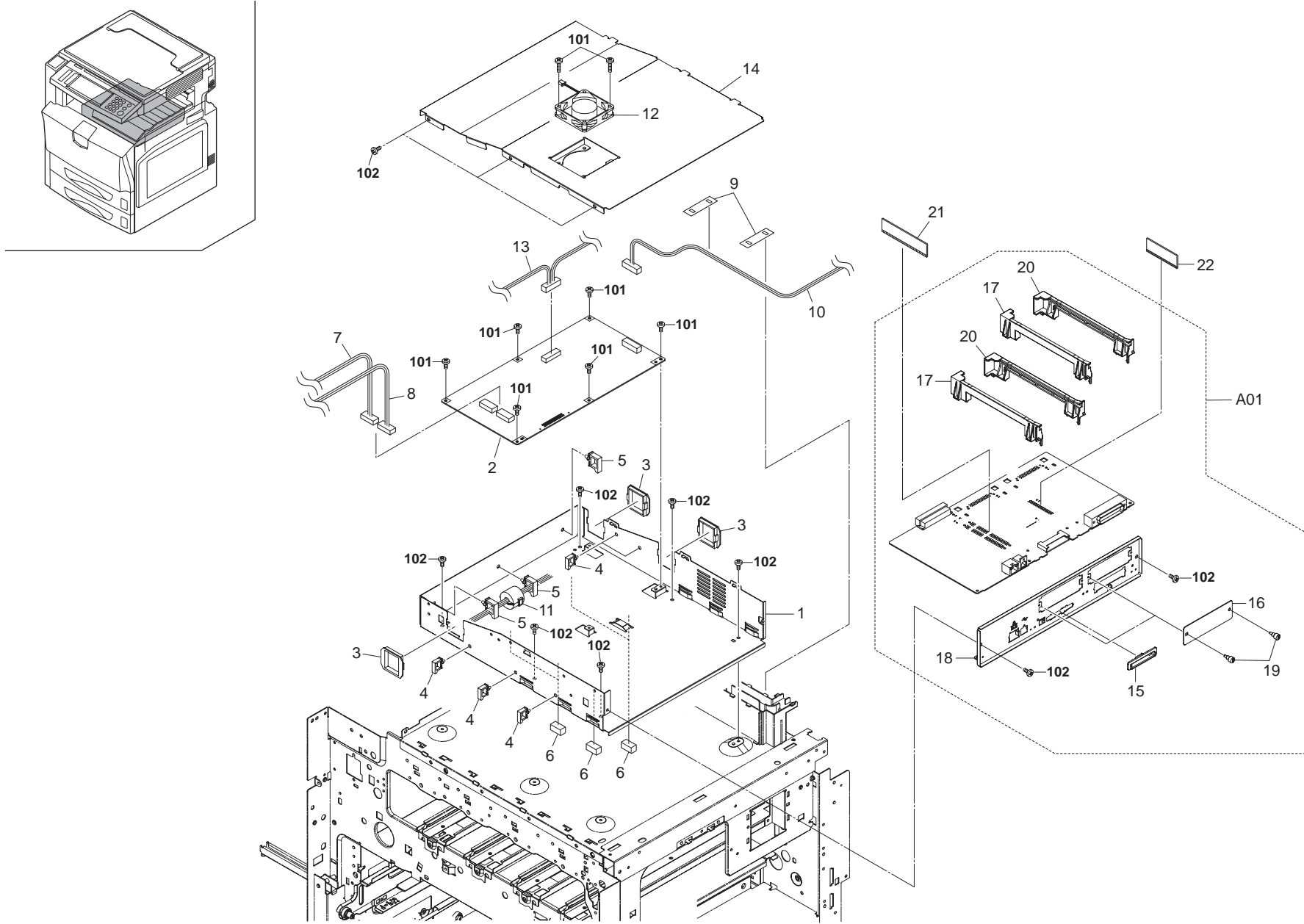


FIG. 26 Controller Box

2JL/2JJ/2JG/2JD-2

Ref. No.	Part.No.	Alternative.	Description	Quantity	Ref. No.	Part.No.	Alternative.	Description	Quantity
⊙ 1	302FZ39010	2FZ39010	CONTROLLER BOX	1	101	5MBTPB3006TW++R	B1A53060	BIND T.T SCREW(+)/ M3 X 6 CRFREE S-T	
⊙ 2	302FZ93453	2FZ93453	PARTS PRINTED W.BOARD ENGINE ASSY (25/25ppm) (32/25ppm) (32/32ppm)	1	102	B1A54080		+BIND TAP-TITE S SCREW M4X08	
⊙ 2	302JD93090	2JD93090	PARTS PRINTED W.BOARD ENGINE (40/35ppm)	1					
3	7YZM210004++H01	YZ037980	ACCESS EDGING	3					
4	7YZM610003++H01	YZ010250	ACCESS SADDLE	5					
5	7YZM610005++H01	YZ012220	ACCESS SADDLE	3					
6	7ZGSSTG31020H01	ZG046820	SHIELD GASKET	5					
7	302FZ46150	2FZ46150	WIRE DRUM-DLP KY	1					
8	302FZ46140	2FZ46140	WIRE DRUM-DLP CM	1					
9	302FZ39840	2FZ39840	SHEET WIRE	2					
10	302FZ46071	2FZ46071	WIRE APC	1					
11	2AV27440		CORE 15-26X13	1					
⊙ 12	302FZ44040	2FZ44040	FAN BOX COOLING	1					
13	302FZ46340	2FZ46340	WIRE JOB	1					
14	302FZ39020	2FZ39020	COVER CONTROLLER	1					
⊙ A01	302FZ93423	2FZ93423	PARTS PRINTED W.BOARD CONTROL ASSY (25/25ppm) (32/25ppm)	1					
⊙ A01	302HC93012	2HC93012	PARTS PRINTED W.BOARD CONTROL ASSY (32/32ppm) (40/35ppm)	1					
15	*2DA26520		GUIDE CF	1					
16	*2DD26070		PLATE OPTION	2					
17	*302BL26211	2BL26211	RAIL OPTION A /B-05 CONT BOX A2	2					
18	*302FZ39060	2FZ39060	PLATE CONTROLLER	1					
19	*5MMT263SN012++R	2D903100	SCREW OP / M3 X 8 CRFREE A4	4					
20	*5MVB743SL005	2BL26220	RAIL OPTION B /B-05 CONT BOX A2	2					
⊙ 21	7NMDD256MA01H01	NM037700	MEMORY MODULE	1					
⊙ 22	302JD94080	2JD94080	PARTS,PWB DIMM PRINTER ASSY SP	1					

- Parts with "*" are component parts or sub-assemblies of the assembly appearing immediately above them.
- Parts with "⊙" indicate regular maintenance parts.

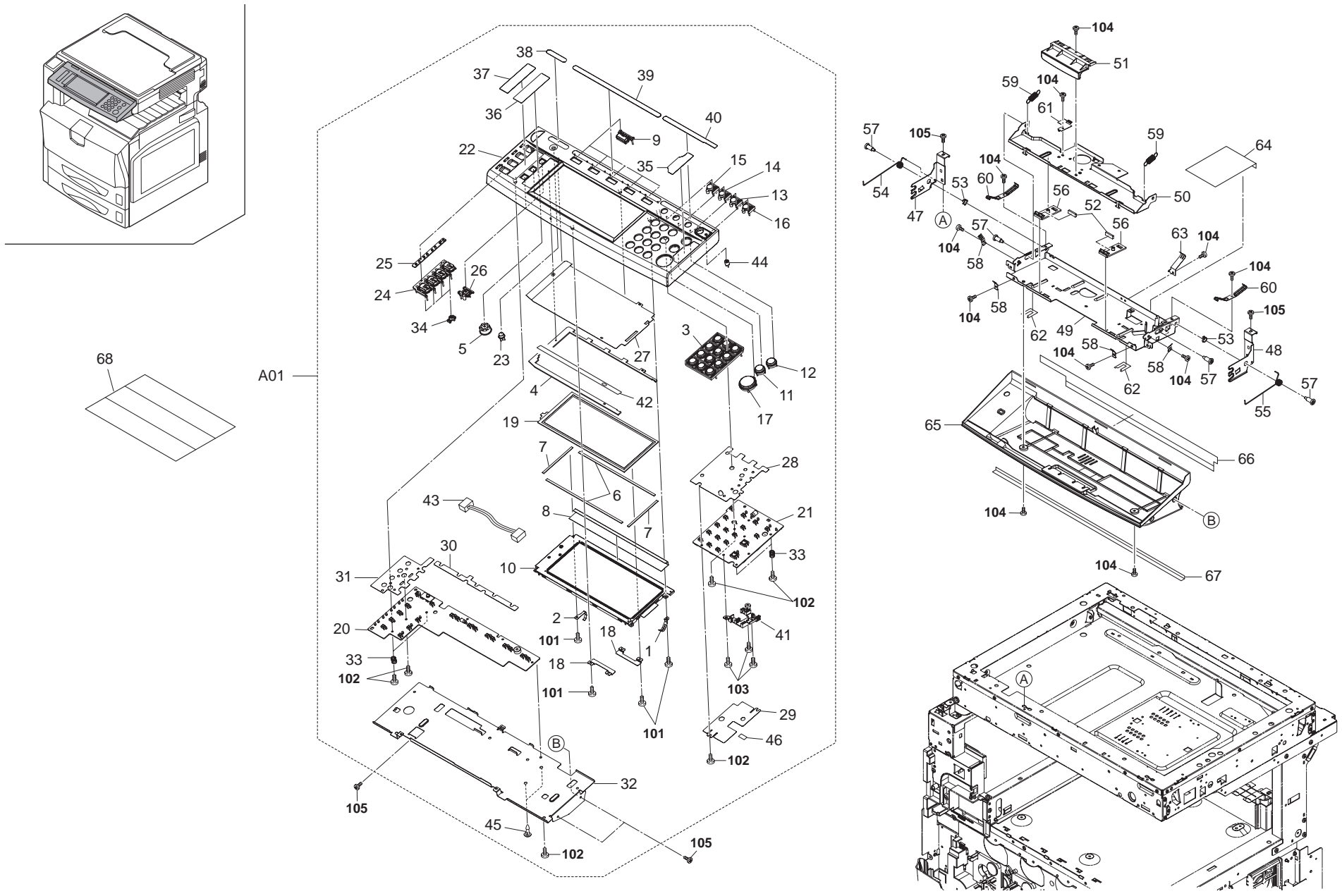


FIG. 27 Operation Unit

2JL/2JJ/2JG/2JD-1

Ref. No.	Part.No.	Alternative.	Description	Quantity	Ref. No.	Part.No.	Alternative.	Description	Quantity
⊙ A01	302FZ93201	2FZ93201	PARTS OPERATION UPPER E ASS'Y	1	50	302GR05060	2GR05060	MOUNT HANDLE OPE	1
1	*2BJ04220		GROUND PLATE LCD A	1	51	302GR05070	2GR05070	HANDLE OPE	1
2	*2BJ04240		GROUND PLATE LCD C	1	52	302GR05080	2GR05080	CUSHION HANDLE A	2
⊙ 3	*2BJ25020		KEY OPERATION 10	1	53	302GR05090	2GR05090	BUSH PIN OPE	2
4	*2BJ25240		BARRIER TABLET	1	54	302GR05100	2GR05100	SPRING HINGE OPE L	1
5	*2BJ25250		VOLUME OPE UNIT	1	55	302GR05110	2GR05110	SPRING HINGE OPE R	1
6	*2BJ25270		SPONGE LCD A	2	56	302GR05120	2GR05120	MOUNT SLIDE	2
7	*2BJ25280		SPONGE LCD B	2	57	302GR05130	2GR05130	PIN OPERATION	4
8	*2BJ25400		SHEET LCD A	1	58	302GR05320	2GR05320	GROUND PLATE OPE A	4
⊙ 9	*2FB24150		KEY FUNCTION J	5	59	302GR05350	2GR05350	SPRING MOUNT HANDLE A	2
⊙ 10	*2FB28190		LCD PWB	1	60	302GR05510	2GR05510	GROUND PLATE OPE B	2
⊙ 11	*302BJ25041	2BJ25041	KEY STOP	1	61	302GR05520	2GR05520	GROUND PLATE OPE C	1
⊙ 12	*302BJ25051	2BJ25051	KEY RESET	1	62	302GR05650	2GR05650	FILM OPERATION A	2
⊙ 13	*302BJ25061	2BJ25061	KEY SAVER	1	63	302FB09320	2FB09320	GROUND PLATE DECK UNIT	1
⊙ 14	*302BJ25071	2BJ25071	KEY INTERRUPT	1	⊙ 64	302FZ05550	2FZ05550	SHEET OPERATION WIRE	1
⊙ 15	*302BJ25081	2BJ25081	KEY CONTROL	1	⊙ 65	302FZ05240	2FZ05240	COVER OPERATION B	1
⊙ 16	*302FB24061	2FB24061	KEY POWER SUPPLY	1	⊙ 66	302GR04470	2GR04470	SHEET OPE PROTECT B	1
⊙ 17	*302FB24200	2FB24200	KEY PRINT	1	⊙ 67	302GR04480	2GR04480	FILM PROTECT	1
18	*302FB24250	2FB24250	RETAINER LCD	2	⊙ 68	302FZ05480	2FZ05480	LABEL OPE B	1
19	*302FB25190	2FB25190	TABLET OPERATION	1					
⊙ 20	*302FZ01080	2FZ01080	PRINTED W.BOARD PANEL A	1					
⊙ 21	*302FZ01090	2FZ01090	PRINTED W.BOARD PANEL B	1					
⊙ 22	*302FZ05010	2FZ05010	COVER OPERATION	1					
⊙ 23	*302FZ05020	2FZ05020	KEY INIT	1					
⊙ 24	*302FZ05030	2FZ05030	LEFT KEY FUNCTION	1	101	B0B63060		+PAN TAP-TITE P SCREW M3X06	
⊙ 25	*302FZ05040	2FZ05040	LENS LED FUNCTION	1	102	5MBTPB3008PW++R	B1A63080	BIND T.T SCREW(+)/ M3 X 8 CRFREE P-T	
⊙ 26	*302FZ05050	2FZ05050	KEY COLOR	3	103	5MBTPB3010PW++R	B1B63100	BIND T.T SCREW(+)/ M3 X 10 CRFREE P-T	
27	*302FZ05060	2FZ05060	SHEET TABLET	1	104	5MBSBP3006NW++R	B1B03060	BIND HEAD SCREW(+)/ M3 X 6 CRFREE	
28	*302FZ05070	2FZ05070	RIGHT DUST SHIELD	1	105	B1A54080		+BIND TAP-TITE S SCREW M4X08	
29	*302FZ05080	2FZ05080	SHEET OPERATION PWB	1					
30	*302FZ05090	2FZ05090	CENTER DUST SHIELD	1					
31	*302FZ05100	2FZ05100	LEFT DUST SHIELD	1					
32	*302FZ05110	2FZ05110	SHIELD BASE OPERATION	1					
33	*302FZ05190	2FZ05190	SPRING EARTH KEYTOP	4					
⊙ 34	*302FZ05200	2FZ05200	LENS LED FUNCTION KEY	4					
⊙ 35	*302FZ05250	2FZ05250	LABEL START E	1					
⊙ 36	*302FZ05260	2FZ05260	LABEL COLOR E	1					
⊙ 37	*302FZ05270	2FZ05270	LABEL APPLICATION E	1					
⊙ 38	*302FZ05280	2FZ05280	LABEL SYSTEM MENU E	1					
⊙ 39	*302FZ05290	2FZ05290	LABEL FUNCTION E	1					
⊙ 40	*302FZ05300	2FZ05300	LABEL OPE COVER E	1					
41	*302FZ05320	2FZ05320	SPACER START KEY	1					
42	*302FZ05400	2FZ05400	SPACER COVER OPE A	1					
43	*302FZ46600	2FZ46600	WIRE LCD	1					
44	*302GR05280	2GR05280	LENS POWER LED	1					
45	*7YZM510006++H01	YZ042710	ACCESS.SPACER	2					
46	*7ZS15063001+H01	ZS041810	THERMAL SHEET	1					
47	302GR05030	2GR05030	HINGE OPERATION L	1					
48	302GR05040	2GR05040	HINGE OPERATION R	1					
49	302GR05050	2GR05050	BASE OPERATION	1					

- Parts with "*" are component parts or sub-assemblies of the assembly appearing immediately above them.
- Parts with "⊙" indicate regular maintenance parts.

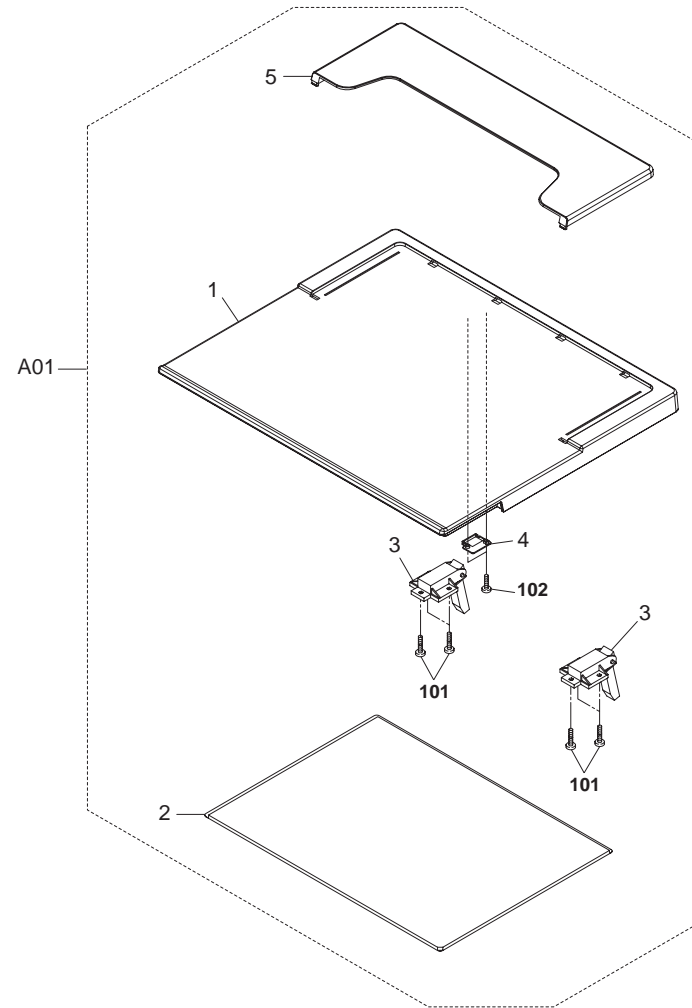


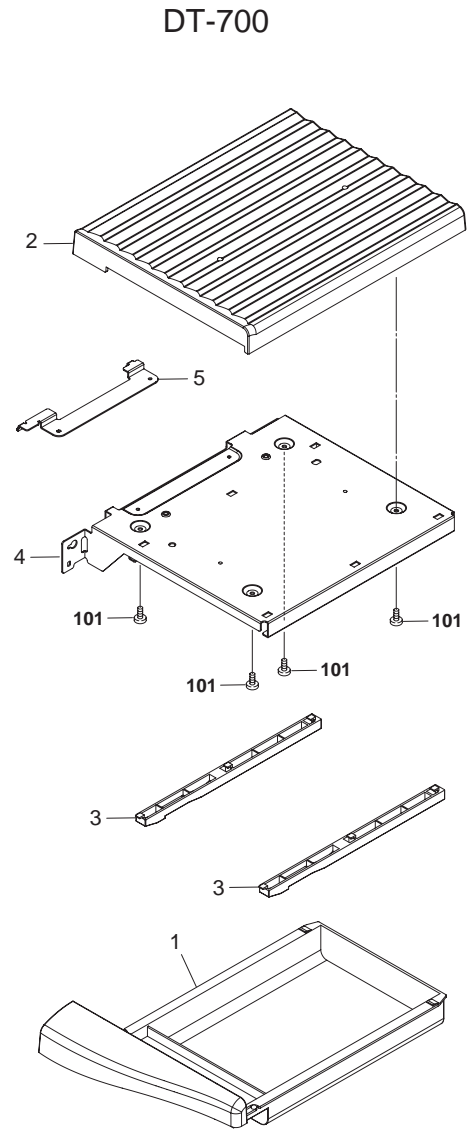
FIG. 28 Options I

2JL/2JJ/2JG/2JD-1

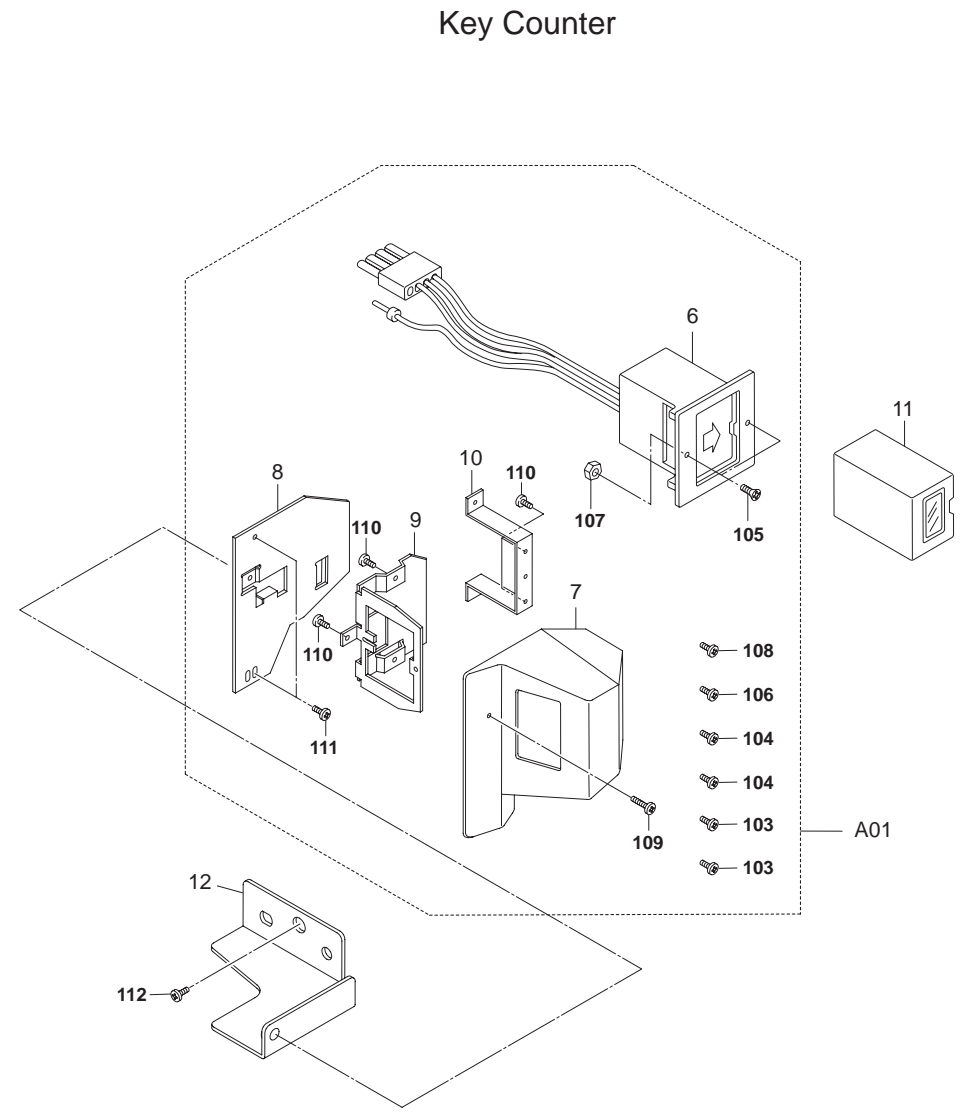
Ref. No.	Part.No.	Alternative.	Description	Quantity
⊙ A01	2CX82010		SET,PLATEN COVER TYPE D (OPTION)	1
1	*2A612800		COVER,PLATEN	1
2	*2A612810		MAT,ORIGINAL HOLDER	1
3	*2A612820		HINGE,ORIGINAL HOLDER	2
4	*2C912630		STOPPER RELEASE SWITCH	1
5	*60904280		ORIGINAL POCKET	1

Ref. No.	Part.No.	Alternative.	Description	Quantity
101	5MBTPB4010PW++R	B1A64100	BIND T.T SCREW(+)/ M4 X 10 CRFREE P-T	
102	5MBTPB3012PW++R	B1A63120	BIND T.T SCREW(+)/ M3 X 12 CRFREE P-T	

- Parts with "*" are component parts or sub-assemblies of the assembly appearing immediately above them.
- Parts with "⊙" indicate regular maintenance parts.



- 102
- 102
- 102
- 102
- 102
- 102



- 108
 - 106
 - 104
 - 104
 - 103
 - 103
- A01

FIG. 29 Options II

2JL/2JJ/2JG/2JD-1

Ref. No.	Part.No.	Alternative.	Description	Quantity
1	2BJ60530		LOWER WING TRAY	1
2	302BJ60521	2BJ60521	UPPER WING TRAY	1
3	302BJ60541	2BJ60541	RAIL WING TRAY	2
4	302GR04490	2GR04490	MOUNT WING TRAY	1
5	302GR04500	2GR04500	HOLDER WING TRAY	1
⊙ A01	302A369707	2A369707	SET PARTS KEYCOUNTER NEW COLOR	1
6	*3029236241	29236241	SOCKET ASS'Y,KEY COUNTER	1
7	*3066060011	66060011	COVER,KEY COUNTER	1
8	*3066060023	66060023	RETAINER,KEY COUNTER COVER	1
9	*3066060031	66060031	RETAINER,KEY COUNTER	1
10	*3066060041	66060041	MOUNT,KEY COUNTER	1
⊙ 11	82142540		KEY COUNTER	1
⊙ 12	302FZ03010	2FZ03010	MOUNT KEY COUNTER	1

Ref. No.	Part.No.	Alternative.	Description	Quantity
101	5MBTPB3006PW++R	B1B63060	BIND T.T SCREW(+)/ M3 X 6 CRFREE P-T	
102	5MBTPB3006TW++R	B1A53060	BIND T.T SCREW(+)/ M3 X 6 CRFREE S-T	
103	5MBTPB4010PW++R	B1A64100	BIND T.T SCREW(+)/ M4 X 10 CRFREE P-T	
104	5MBTPB4010TW++R	B1A54100	BIND T.T SCREW(+)/ M4 X 10 CRFREE S-T	
105	7BB003306H	BB040750	+COUNTER-SUNK HEAD SCREW M3X6 CRFREE	
106	7BB100420H	BB040740	+BIND TAP-TITE S SCREW M4X20 CRFREE	
107	7BC1003055++H01	BC018230	HEXA NUT M3	
108	B1B03080		+BIND SCREW M3X08	
109	B1B54300		+BIND TAP-TITE S SCREW M4X30(TRIVALENT C	
110	B4A04060		+TP-A SCREW M4X06(TRIVALENT CHROMATING)	
111	B4A04100		+TP-A SCREW M4X10(TRIVALENT CHROMATING)	
112	B1A54080		+BIND TAP-TITE S SCREW M4X08	

- Parts with "*" are component parts or sub-assemblies of the assembly appearing immediately above them.
- Parts with "⊙" indicate regular maintenance parts.

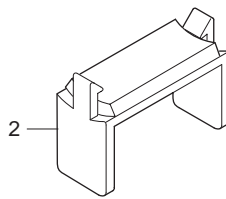
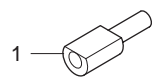


FIG. 30 Accessories & Tools

2JL/2JJ/2JG/2JD-1

	Ref. No.	Part.No.	Alternative.	Description	Quantity
⊙	1	18568120		PIN B,POSITIONING	2
	2	35968110		STOPPER WIRE ASSY SP	2

- Parts with "." are component parts or sub-assemblies of the assembly appearing immediately above them.
- Parts with "⊙" indicate regular maintenance parts.

FIG. 31 Maintenance Kits

Ref. No.	Part.No.	Alternative.	Description	Quantity
	1702FZ0UN0	072FZ0UN	MK-825B (OPTION) •DLP Y ASS'Y •DLP C ASS'Y •DLP M ASS'Y •CLEANING KIT C	1 1 1 1 1
	1702FZ7US0	072FZ7US	MK-825/MAINTENANCE KIT (OPTION) (25/25ppm) (32/25ppm) (32/32ppm) •DLP K ASS'Y •FUSER 120 ASS'Y •ROLLER TRANSFER •DRUM ASS'Y •PARTS TRANSFER BELT ASS'Y •CLEANING KIT C	1 1 1 4 1 1 1 1
	1702JF7US0	072JF7US	MK-826A/MAINTENANCE KIT (OPTION) (40/35ppm) •DLP K ASS'Y •FUSER 120 ASS'Y •ROLLER TRANSFER •DRUM ASS'Y •PARTS TRANSFER BELT ASS'Y •CLEANING KIT C	1 1 1 4 1 1 1

- Parts with "*" are component parts or sub-assemblies of the assembly appearing immediately above them.
- Parts with "⊙" indicate regular maintenance parts.

INDEX

2JL/2JJ/2JG/2JD-1

Part.No.	Alternative.	Description	Fig.No.	Part.No.	Alternative.	Description	Fig.No.
1702FZ0UN0	072FZ0UN	MK-825B	31	2BJ60530		LOWER WING TRAY	29
1702FZ7US0	072FZ7US	MK-825/MAINTENANCE KIT	31	⊙ 2BL04310		PLATE NUMBER	4,5
1702JF7US0	072JF7US	MK-826A/MAINTENANCE KIT	31	⊙ 2BL04370		PLATE NUMBER 2	5
18568120		PIN B,POSITIONING	30	2BL07900		PLATE LEADING FEED	6
20305130		LABEL L,HIGH TEMPERATURE CAUTION(EXP)	23	2BL16220		BRUSH CLEANER	1
28107400		BEARING,688ZZNR	11	⊙ 2C901060	5AAVBRUSH036	PCB EJECT SW ASSY	19
29812291		CUSHION,CONTACT GLASS	12	2C904550		CUT WASHER 5	4,5
2A105180		LABEL,CAUTION CONTACT GLASS	12	⊙ 2C907280		TORQUE LIMITER 340	20
2A612800		COVER,PLATEN	28	2C912150		RETAINER WIRE	11
2A612810		MAT,ORIGINAL HOLDER	28	2C912340		DRUM PULLEY	11
2A612820		HINGE,ORIGINAL HOLDER	28	2C912430		LID KMAS	1
2A627240		SHIELD 5X1X30,GASKET	25	2C912630		STOPPER RELEASE SWITCH	28
⊙ 2AR07220		PULLEY,PAPER FEED	6	2C916180		GEAR Z15 REGIST	10
⊙ 2AR07230		PULLEY,SEPARATION	6,20	2C921180		ARM LINK	19
2AR07660		GUIDE FILM,SEPARATION PULLEY	6	⊙ 2C927090		SENSOR ORIGINAL	11
2AV12280		BASE RUBBER,SCANNER SECTION	11	⊙ 2C927210		SENSOR 248NL1	7,9,11,19,20
2AV27440		CORE 15-26X13	26	⊙ 2CX82010		SET,PLATEN COVER TYPE D	28
2BC06510		BUSHING 8	16,17	2DA26520		GUIDE CF	26
2BC06520		BUSHING 6,REGISTRATION	6	2DC12230		SLIDER SCANNER	11
⊙ 2BC06750		RACK,CURSOR	21	2DD26070		PLATE OPTION	26
2BC06910		STOPPER 6	7,11,16	2FB07050		PIN CURSOR	4,5
2BC06980		STOPPER 5	2,16,17	2FB07060		SPRING CURSOR	4,5
⊙ 2BC07050		PULLEY,LIFT WIRE	11	2FB07330		STOPPER BYPASS TABLE	21
2BC07340		LEFT WIRE B,LIFT	21	⊙ 2FB12140		MIRROR A	11
⊙ 2BC07860		TERMINAL,PAPER SIZE DETECTION	4,5,21	⊙ 2FB24150		KEY FUNCTION J	27
2BC12190		SPRING,MIRROR HOLDER	11	⊙ 2FB27060		SENSOR HUMIDITY	1
2BG02410		SCREW A	3	⊙ 2FB27180		FAN 80 COOLING	18
2BG06480		BAND B	1	⊙ 2FB27190		FAN 60 COOLING	18,24
2BG06500		SPONGE WIRE A	7	⊙ 2FB28190		LCD PWB	27
2BG16590		FELT TC CLN	2	⊙ 2FG01020		SIZE DETECTION ASS'Y	4,5,21
⊙ 2BG20320		PULLEY EXIT	19	2FG04020		COVER TOTAL COUNTER	12
2BG22530		SPRING COUPLING DLP	16	2FG20310		BEARING PRESS ROLLER	16
2BG22950		BUSH 8 EW	7	3019527401	19527401	POWER CORD(120)	24
2BG22960		BUSH 6	7,10,16,17,20,	3029236241	29236241	SOCKET ASS'Y,KEY COUNTER	29
			22	⊙ 302A369707	2A369707	SET PARTS KEYCOUNTER NEW COLOR	29
2BG22970		BUSH 6 EW	7,9,20,22	302AR07041	2AR07041	SHAFT,WORK PLATE	4,5
2BG22980		BUSH 8	17	302AR07251	2AR07251	SHAFT,PAPER FEED	6
2BG22990		CUT WASHER 4	1,7,9,11,22	302AR07271	2AR07271	SHAFT,LEADING FEED	6
2BJ02110		FULCRUM PLATE,MIDDLE TRAY	3	302BC06091	2BC06091	WORK PLATE,LIFT CASSETTE	4,5
2BJ02121		HOLDER,FULCRUM	3	302BC43134	2BC43134	TABLE A,BYPASS(G E)	21
2BJ04031		REAR COVER TRAY	1	302BC43146	2BC43146	TABLE B,BYPASS(G E)	21
2BJ04220		GROUND PLATE LCD A	27	302BC43152	2BC43152	TABLE C,BYPASS(G E)	21
2BJ04240		GROUND PLATE LCD C	27	302BC43161	2BC43161	TABLE D,BYPASS(G E)	21
⊙ 2BJ06010		PULLEY FEED A	6	302BG04560	2BG04560	COVER SCREW	12
⊙ 2BJ25020		KEY OPERATION 10	27	302BG06152	2BG06152	SHAFT FEED B	1
2BJ25240		BARRIER TABLET	27	302BG06162	2BG06162	PULLEY FEED	1
2BJ25250		VOLUME OPE UNIT	27	302BG22021	2BG22021	SPRING JOINT D	16
2BJ25270		SPONGE LCD A	27	⊙ 302BJ25041	2BJ25041	KEY STOP	27
2BJ25280		SPONGE LCD B	27	⊙ 302BJ25051	2BJ25051	KEY RESET	27
2BJ25400		SHEET LCD A	27	⊙ 302BJ25061	2BJ25061	KEY SAVER	27

• Parts with "⊙" indicate regular maintenance parts.

	Part.No.	Alternative.	Description	Fig.No.		Part.No.	Alternative.	Description	Fig.No.
⊙	302BJ25071	2BJ25071	KEY INTERRUPT	27	⊙	302FZ00700	2FZ00700	WASTE BOTTLE ASS'Y	10
⊙	302BJ25081	2BJ25081	KEY CONTROL	27	⊙	302FZ01050	2FZ01050	PRINTED W.BOARD SHD	11
	302BJ60521	2BJ60521	UPPER WING TRAY	29	⊙	302FZ01060	2FZ01060	PRINTED W.BOARD SCANNER ASSY	11
	302BJ60541	2BJ60541	RAIL WING TRAY	29	⊙	302FZ01080	2FZ01080	PRINTED W.BOARD PANEL A	27
	302BL26211	2BL26211	RAIL OPTION A /B-05 CONT BOX A2	26	⊙	302FZ01090	2FZ01090	PRINTED W.BOARD PANEL B	27
	302C912291	2C912291	SPRING SCANNER TENSION	11	⊙	302FZ01220	2FZ01220	PRINTED W.BOARD DIMM IPU U ASSY	25
	302DC05120	2DC05120	LABEL CAUTION HG	1	⊙	302FZ01280	2FZ01280	PRINTED W.BOARD TONER FULL ASSY	2
⊙	302FB05200	2FB05200	PLATE SIZE C	4,5	⊙	302FZ01300	2FZ01300	PRINTED W.BOARD FAN	8
⊙	302FB05210	2FB05210	PLATE SIZE IN	4,5	⊙	302FZ01310	2FZ01310	VARISTOR TC ASSY	8
⊙	302FB05380	2FB05380	LABEL VFEED CAUTION	9		302FZ02120	2FZ02120	RETAINER PU	2
⊙	302FB05440	2FB05440	LABEL VFEED CAUTION 6NATIONS	9		302FZ02150	2FZ02150	RAIL IMAGE FRONT	2
	302FB06151	2FB06151	JOINT DRIVE	20		302FZ02160	2FZ02160	RAIL IMAGE REAR	2
	302FB07032	2FB07032	LEVER CURSOR A	4,5		302FZ02170	2FZ02170	RAIL DRUM LEFT	2
	302FB07042	2FB07042	LEVER CURSOR B	4,5		302FZ02190	2FZ02190	SHUTTER ID SENSOR	2
	302FB07340	2FB07340	ADJUSTING PLATE CASSETTE	4,5		302FZ02200	2FZ02200	SPRING SHUTTER ID SENSOR	2
	302FB07420	2FB07420	PIN CASSETTE	4,5		302FZ02250	2FZ02250	FRAME FUSER UNIT CENTER	3
	302FB09320	2FB09320	GROUND PLATE DECK UNIT	27		302FZ02260	2FZ02260	FRAME FUSER UNIT FRONT	3
	302FB16320	2FB16320	PIN ROLLER RELEASE LEVER	11		302FZ02270	2FZ02270	FRAME FUSER UNIT REAR	3
	302FB17700	2FB17700	SPRING BYPASS TEBLE	21		302FZ02280	2FZ02280	STOPPER IMAGE UNIT F	2
⊙	302FB17710	2FB17710	GEAR 18 IDLE DEVELOPING	21		302FZ02291	2FZ02291	STOPPER IMAGE UNIT R	2
	302FB17720	2FB17720	SPONGE BYPASS TABLE	21		302FZ02300	2FZ02300	SPRING STOPPER	2
	302FB17730	2FB17730	SEAL BYPASS TABLE	21		302FZ02320	2FZ02320	STAY UPPER LEFT	3
⊙	302FB17740	2FB17740	SIZE INDICATOR BYPASS(M)	21		302FZ02341	2FZ02341	STAY UPPER REAR	3
⊙	302FB17750	2FB17750	SIZE INDICATOR BYPASS(I)	21		302FZ02360	2FZ02360	STAY ISU UPPER RIGHT	3
⊙	302FB17760	2FB17760	PAD MP	20		302FZ02380	2FZ02380	STAY ISU MIDDLE RIGHT	3
	302FB17800	2FB17800	PIN BYPASS TABLE	21		302FZ02390	2FZ02390	SPACER ISU	11
⊙	302FB24061	2FB24061	KEY POWER SUPPLY	27		302FZ02410	2FZ02410	LEVER RETAINER	2
⊙	302FB24200	2FB24200	KEY PRINT	27		302FZ02420	2FZ02420	SPRING RETAINER	2
	302FB24250	2FB24250	RETAINER LCD	27		302FZ02470	2FZ02470	STOPPER CONTAINER CC	2
⊙	302FB25140	2FB25140	SWITCH BYPASS SIZE	21		302FZ02480	2FZ02480	STOPPER CONTAINER BK CC	2
⊙	302FB25180	2FB25180	SOLENOID LEADING FEED	20		302FZ02510	2FZ02510	SPRING EARTH EXIT	3
	302FB25190	2FB25190	TABLET OPERATION	27		302FZ02540	2FZ02540	MOUNT LSU RIGHT	12
	302FB26290	2FB26290	LID VENDOR	24	⊙	302FZ02591	2FZ02591	HOOK DLP	2
	302FG07091	2FG07091	BASE CASSETTE	4,5		302FZ02610	2FZ02610	MOUNT CASSETTE SW	23
⊙	302FG07151	2FG07151	CURSOR C CASSETTE	5		302FZ02640	2FZ02640	MOUNT FAN	18
⊙	302FG07170	2FG07170	FRONT GUIDE C,CURSOR	5	⊙	302FZ02671	2FZ02671	CAM SHAFT BLADE	7
⊙	302FG07180	2FG07180	REAR GUIDE C,CURSOR	5		302FZ02682	2FZ02682	SHAFT CLN LSU	7
	302FG07200	2FG07200	GROUND PLATE,CASSETTE	4,5		302FZ02690	2FZ02690	MOUNT SOLENOID	7
⊙	302FG07230	2FG07230	STOPPER,TRAILING EDGE DETECTION	5		302FZ02700	2FZ02700	MOUNT SHAFT CAM	7
	302FG07251	2FG07251	UPPER HOUSING,PAPER FEED	6		302FZ02710	2FZ02710	GUIDE TC R	2
	302FG07260	2FG07260	LOWER HOUSING,PAPER FEED	6		302FZ02720	2FZ02720	PLATE FUSER	3
	302FG07290	2FG07290	ACTUATOR,PAPER EMPTY	6		302FZ02741	2FZ02741	CLUTCH LSU CLEANING	7
	302FG07300	2FG07300	HOLDER,ACTUATOR	6		302FZ02770	2FZ02770	PLATE ID SENSOR	2
	302FG07310	2FG07310	REINFORCEMENT PRIMARY PAPER FEED	6		302FZ02780	2FZ02780	SHEET ID SENSOR	2
	302FG07330	2FG07330	GROUND PLATE,PRIMARY PAPER FEED	6		302FZ02790	2FZ02790	MOUNT ISU ADJUST	3
⊙	302FZ00440	2FZ00440	COVER INNER LEFT ASS'Y	1		302FZ02810	2FZ02810	SHAFT SWEEP DRIVE	2
⊙	302FZ00450	2FZ00450	COVER LEFT REAR ASS'Y	1	⊙	302FZ02820	2FZ02820	GEAR SWEEP Z15	2
⊙	302FZ00460	2FZ00460	COVER LEFT FRONT ASS'Y	1	⊙	302FZ02830	2FZ02830	GEAR SWEEP Z23	2
⊙	302FZ00470	2FZ00470	COVER FILTER ASS'Y	1	⊙	302FZ02840	2FZ02840	GEAR SWEEP Z49 Z24	2
⊙	302FZ00531	2FZ00531	RETAINER PU ASS'Y	2	⊙	302FZ02850	2FZ02850	GEAR SWEEP Z28	2

• Parts with "⊙" indicate regular maintenance parts.

	Part.No.	Alternative.	Description	Fig.No.		Part.No.	Alternative.	Description	Fig.No.
	302FZ02860	2FZ02860	SHAFT FEED SWEEP	2	⊙	302FZ04530	2FZ04530	LEVER LOCK CONT	18
⊙	302FZ02870	2FZ02870	GEAR SWEEP Z20	2	⊙	302FZ04540	2FZ04540	TRAY CONTAINER Y	2
	302FZ02880	2FZ02880	BRACKET PWB RFID	18	⊙	302FZ04550	2FZ04550	TRAY CONTAINER BK	2
	302FZ02900	2FZ02900	PLATE DRUM EARTH	2		302FZ04571	2FZ04571	COVER FULL SENSOR	2
	302FZ02910	2FZ02910	TAPE RETAINER	2	⊙	302FZ04580	2FZ04580	COVER CONNECTER	18
⊙	302FZ02920	2FZ02920	SHEET TRAY CL	2	⊙	302FZ04590	2FZ04590	TRAY CONTAINER M	2
⊙	302FZ02930	2FZ02930	SHEET TRAY BK	2	⊙	302FZ04600	2FZ04600	TRAY CONTAINER C	2
	302FZ02970	2FZ02970	MOUNT FRONT SIDE TOP	3		302FZ04630	2FZ04630	COVER MAIN SW	1
⊙	302FZ03010	2FZ03010	MOUNT KEY COUNTER	29		302FZ04640	2FZ04640	SHEET HARNESS LEFT	1
	302FZ03020	2FZ03020	SHEET BAND TUBE	12		302FZ04650	2FZ04650	COVER RMB SUB	12
	302FZ03070	2FZ03070	RETAINING PIN DRAWER	23		302FZ04710	2FZ04710	CUSHION COVER FRONT	1
	302FZ04010	2FZ04010	COVER FRONT	1		302FZ04730	2FZ04730	SPACER SENSOR	1
⊙	302FZ04040	2FZ04040	COVER TOP	1		302FZ04761	2FZ04761	SPRING FEED LOW	1
⊙	302FZ04060	2FZ04060	COVER RIGHT	1		302FZ04780	2FZ04780	LEVER LOCK WASTE	2
⊙	302FZ04071	2FZ04071	COVER RIGHT MID A	1		302FZ04790	2FZ04790	SPRING LOCK WASTE	2
⊙	302FZ04081	2FZ04081	COVER RIGHT MID B	12	⊙	302FZ04800	2FZ04800	HOOK LEFT COVER F	9
⊙	302FZ04090	2FZ04090	COVER CASSETTE	4	⊙	302FZ04810	2FZ04810	HOOK LEFT COVER R	9
⊙	302FZ04110	2FZ04110	COVER FRONT SIDE LOW	1		302FZ04830	2FZ04830	PLATE COVER LEFT MID	1
⊙	302FZ04120	2FZ04120	COVER FRONT SIDE MID	1		302FZ04881	2FZ04881	COVER REAR MOTOR	1
⊙	302FZ04130	2FZ04130	COVER FRONT SIDE TOP	3	⊙	302FZ04890	2FZ04890	SEAL TRAY BK	2
⊙	302FZ04140	2FZ04140	COVER EXIT FRONT	3	⊙	302FZ04900	2FZ04900	SEAL TRAY Y	2
⊙	302FZ04150	2FZ04150	COVER LEFT FRONT	1	⊙	302FZ04910	2FZ04910	SEAL TRAY C	2
⊙	302FZ04160	2FZ04160	COVER LEFT REAR	1	⊙	302FZ04920	2FZ04920	SEAL TRAY M	2
⊙	302FZ04170	2FZ04170	COVER LEFT MID	1		302FZ04940	2FZ04940	TRAY WASTE	2
⊙	302FZ04180	2FZ04180	COVER EXIT TOP	1		302FZ04950	2FZ04950	SPONGE TRAY WASTE	2
⊙	302FZ04190	2FZ04190	COVER RIGHT TRAY	1		302FZ04970	2FZ04970	PLATE LEFT COVER C	9
⊙	302FZ04200	2FZ04200	COVER INNER RIGHT	1		302FZ04980	2FZ04980	PLATE LEFT COVER D	9
⊙	302FZ04210	2FZ04210	COVER INNER LEFT	1		302FZ04990	2FZ04990	BAND LEFT COVER	9
⊙	302FZ04231	2FZ04231	COVER REAR	1	⊙	302FZ05010	2FZ05010	COVER OPERATION	27
⊙	302FZ04240	2FZ04240	LID COVER LEFT	1	⊙	302FZ05020	2FZ05020	KEY INIT	27
⊙	302FZ04250	2FZ04250	PLATE MAGNET	1	⊙	302FZ05030	2FZ05030	LEFT KEY FUNCTION	27
⊙	302FZ04302	2FZ04302	COVER LEFT	9	⊙	302FZ05040	2FZ05040	LENS LED FUNCTION	27
	302FZ04310	2FZ04310	SHAFT LEFT COVER	9	⊙	302FZ05050	2FZ05050	KEY COLOR	27
⊙	302FZ04321	2FZ04321	LEVER LEFT COVER	9		302FZ05060	2FZ05060	SHEET TABLET	27
	302FZ04330	2FZ04330	SHAFT HOOK	9		302FZ05070	2FZ05070	RIGHT DUST SHIELD	27
⊙	302FZ04350	2FZ04350	COVER FEED LOW	1		302FZ05080	2FZ05080	SHEET OPERATION PWB	27
	302FZ04360	2FZ04360	PLATE LEFT COVER F	9		302FZ05090	2FZ05090	CENTER DUST SHIELD	27
	302FZ04370	2FZ04370	PLATE LEFT COVER R	9		302FZ05100	2FZ05100	LEFT DUST SHIELD	27
	302FZ04390	2FZ04390	SPRING LEFT COVER F	9		302FZ05110	2FZ05110	SHIELD BASE OPERATION	27
	302FZ04400	2FZ04400	SPRING LEFT COVER R	9		302FZ05190	2FZ05190	SPRING EARTH KEYTOP	27
	302FZ04420	2FZ04420	SHAFT LEFT COVER B	9	⊙	302FZ05200	2FZ05200	LENS LED FUNCTION KEY	27
⊙	302FZ04430	2FZ04430	COVER LEFT FRONT TOP	1		302FZ05240	2FZ05240	COVER OPERATION B	27
⊙	302FZ04440	2FZ04440	COVER LEFT REAR TOP	1	⊙	302FZ05250	2FZ05250	LABEL START E	27
⊙	302FZ04450	2FZ04450	CLIP DISH	3	⊙	302FZ05260	2FZ05260	LABEL COLOR E	27
	302FZ04460	2FZ04460	COVER REAR OP	25	⊙	302FZ05270	2FZ05270	LABEL APPLICATION E	27
	302FZ04470	2FZ04470	COVER FILTER	1	⊙	302FZ05280	2FZ05280	LABEL SYSTEM MENU E	27
	302FZ04490	2FZ04490	STRAP COVER FRONT	1	⊙	302FZ05290	2FZ05290	LABEL FUNCTION E	27
	302FZ04500	2FZ04500	FILTER DUST	1	⊙	302FZ05300	2FZ05300	LABEL OPE COVER E	27
	302FZ04510	2FZ04510	COVER INNER MIDDLE	2		302FZ05320	2FZ05320	SPACER START KEY	27
⊙	302FZ04520	2FZ04520	COVER INNER UPPER	18		302FZ05400	2FZ05400	SPACER COVER OPE A	27

• Parts with "⊙" indicate regular maintenance parts.

	Part.No.	Alternative.	Description	Fig.No.		Part.No.	Alternative.	Description	Fig.No.
	302FZ05480	2FZ05480	LABEL OPE B	27		302FZ08190	2FZ08190	SPRING HOLDER MPT	20
⊙	302FZ05550	2FZ05550	SHEET OPERATION WIRE	27		302FZ08291	2FZ08291	SPRING MID MPT	20
⊙	302FZ07020	2FZ07020	PULLEY MPT BYPASS	22	⊙	302FZ08300	2FZ08300	GEAR MPT Z41Z35	20
	302FZ07042	2FZ07042	BASE MPT BYPASS	22	⊙	302FZ08310	2FZ08310	ACTUATOR MIDDLE MPT	20
	302FZ07051	2FZ07051	COVER MPT BYPASS	22		302FZ08320	2FZ08320	LEVER MPT SOLENOID	20
	302FZ07061	2FZ07061	GUIDE BYPASS RIGHT	22	⊙	302FZ08330	2FZ08330	CURSOR MPT F	21
	302FZ07070	2FZ07070	COVER BYPASS OUT	22	⊙	302FZ08340	2FZ08340	CURSOR MPT R	21
⊙	302FZ07080	2FZ07080	PULLEY BYPASS	22		302FZ08350	2FZ08350	SPRING ACTUATOR MPT	20
⊙	302FZ07090	2FZ07090	BELT BYPASS	22		302FZ08360	2FZ08360	COVER MPT DRIVE	20
⊙	302FZ07100	2FZ07100	GEAR BYPASS A	22	⊙	302FZ08370	2FZ08370	GEAR JOINT MPT UNIT	20
	302FZ07110	2FZ07110	SPRING BYPASS PULLEY	22		302FZ08430	2FZ08430	SPRING SOLENOID MPT	20
⊙	302FZ07120	2FZ07120	GEAR BYPASS JOINT	22		302FZ08440	2FZ08440	PLATE EARTH MPT ROLL	20
	302FZ07130	2FZ07130	SPRING BYPASS MOTION	22	⊙	302FZ08450	2FZ08450	GEAR MPT FEED Z19 ASSY	20
	302FZ07140	2FZ07140	COVER MPT REAR	22		302FZ08460	2FZ08460	PAD WIRE	20
⊙	302FZ07150	2FZ07150	PULLEY TENSION BELT	22		302FZ08480	2FZ08480	LABEL MP CAUTION J V	21
	302FZ07180	2FZ07180	PLATE EARTH MPT	22		302FZ08490	2FZ08490	LABEL MP CAUTION E V	21
	302FZ07190	2FZ07190	SPRING EARTH BYPASS	22	⊙	302FZ08500	2FZ08500	PAD MP L	21
	302FZ07210	2FZ07210	SPRING EARTH BYPASS JOINT	22		302FZ08510	2FZ08510	LABEL MP CAUTION 3 V	21
	302FZ07231	2FZ07231	GUIDE BYPASS IN	22		302FZ08530	2FZ08530	LABEL MP CAUTION TW V	21
	302FZ07240	2FZ07240	SLIDER BYPASS A	22		302FZ08540	2FZ08540	LABEL MP CAUTION KS V	21
	302FZ07250	2FZ07250	SLIDER BYPASS B	22		302FZ08560	2FZ08560	LABEL MP CAUTION PIC V	21
	302FZ07301	2FZ07301	PLATE GUIDE MPT	22	⊙	302FZ09011	2FZ09011	CASSETTE	4
	302FZ07310	2FZ07310	BUSH CONTACT MPT B	22	⊙	302FZ09030	2FZ09030	CURSOR RIGHT	4
	302FZ07320	2FZ07320	SPRING EARTH MPT A	22	⊙	302FZ09040	2FZ09040	CURSOR RIGHT UPPER	4
	302FZ07330	2FZ07330	SPRING EARTH MPT B	22		302FZ09070	2FZ09070	SHAFT HANDLE	4
⊙	302FZ07340	2FZ07340	LABEL JAM BYPASS B1	7		302FZ09090	2FZ09090	LABEL CASSETTE OPERATION 1	4
	302FZ07350	2FZ07350	LABEL JAM BYPASS B2	22	⊙	302FZ09101	2FZ09101	LABEL BYPASS OPERATION	4
	302FZ07360	2FZ07360	LABEL JAM BYPASS B3	22		302FZ09111	2FZ09111	LABEL CURSOR OPERATION	4
	302FZ07380	2FZ07380	SPRING BYPASS PULLEY B	22	⊙	302FZ09120	2FZ09120	SPONGE FRONT	4
⊙	302FZ07390	2FZ07390	ROLLER BYPASS C	22	⊙	302FZ09130	2FZ09130	LABEL PAPER MAX	4
	302FZ07400	2FZ07400	LEVER JAM BYPASS	22	⊙	302FZ09141	2FZ09141	LABEL PAPER SIZE R1	4
	302FZ07410	2FZ07410	MOUNT LEVER BYPASS	22	⊙	302FZ09150	2FZ09150	LABEL PAPER UPPER LIMIT	4,14
	302FZ07420	2FZ07420	LABEL JAM BYPASS B4	22	⊙	302FZ14161	2FZ14161	GEAR MAG Z14H	14
	302FZ07500	2FZ07500	BRACKET MPT GEAR	2	⊙	302FZ14170	2FZ14170	GEAR IDLE Z15H DLP	14
⊙	302FZ07510	2FZ07510	GEAR JOINT MPT	2	⊙	302FZ14180	2FZ14180	GEAR SLEEVE Z17H	14
	302FZ07540	2FZ07540	HOLDER SHAFT OUT	22	⊙	302FZ14230	2FZ14230	GEAR Z14S	14
	302FZ07550	2FZ07550	SHEET BYPASS OUT	22		302FZ14300	2FZ14300	COVER FRONT DLP	14
	302FZ08011	2FZ08011	BASE MPT	20		302FZ14310	2FZ14310	COVER REAR BK DLP	14
	302FZ08020	2FZ08020	LOWER GUIDE MPT	20		302FZ14420	2FZ14420	COVER REAR Y DLP	14
	302FZ08030	2FZ08030	SHAFT FEED MPT	20		302FZ14430	2FZ14430	COVER REAR C DLP	14
	302FZ08040	2FZ08040	SHAFT FEED JOINT MPT	20		302FZ14440	2FZ14440	COVER REAR M DLP	14
	302FZ08050	2FZ08050	SHAFT SEPARATE MPT	20		302FZ14840	2FZ14840	STUD SCREW M4	14
	302FZ08070	2FZ08070	HOLDER MPT LF	20	⊙	302FZ17010	2FZ17010	PULLEY SCANNER 41/26	11
	302FZ08090	2FZ08090	PAPER STOPPER MPT F	20	⊙	302FZ17020	2FZ17020	PULLEY SCANNER 50	11
	302FZ08100	2FZ08100	PAPER STOPPER MPT R	20		302FZ17030	2FZ17030	MOUNT SCANNER DRIVE	11
	302FZ08110	2FZ08110	LEVER STOPPER RELEASE	20	⊙	302FZ17040	2FZ17040	BELT SCANNER	11
	302FZ08120	2FZ08120	SPRING SEPARATE PULLEY	20		302FZ17050	2FZ17050	SEAL FRAME E	12
⊙	302FZ08130	2FZ08130	PULLEY LEADING FEED MPT	20		302FZ20030	2FZ20030	PIN LSU	12
	302FZ08160	2FZ08160	HOLDER SEPARATE MPT	20		302FZ20040	2FZ20040	SPRING LSU	12
⊙	302FZ08180	2FZ08180	GEAR MPT Z23	20		302FZ21242	2FZ21242	GUIDE BELT UP	10

• Parts with "⊙" indicate regular maintenance parts.

Part.No.	Alternative.	Description	Fig.No.	Part.No.	Alternative.	Description	Fig.No.
302FZ21300	2FZ21300	BEARING 688AZZ	7	302FZ22690	2FZ22690	PLATE EARTH MID SENS	7
302FZ21700	2FZ21700	HOLDER GUIDE PULLEY	10	302FZ22700	2FZ22700	STOPPER CORD	7
302FZ22012	2FZ22012	BASE CONVEYING	8	302FZ22720	2FZ22720	SHEET MIDDLE L	8
⊙ 302FZ22040	2FZ22040	ROLLER REGIST R	7	⊙ 302FZ22750	2FZ22750	ROLLER FEED LOW	7
⊙ 302FZ22060	2FZ22060	GUIDE MIDDLE R	7	302FZ22760	2FZ22760	STOPPER EARTH MIDDLE	7,8,22
302FZ22071	2FZ22071	GUIDE CONVEYING	8	302FZ22770	2FZ22770	STOPPER BAND CONVEY	8
⊙ 302FZ22084	2FZ22084	GUIDE FEED R	7	302FZ22781	2FZ22781	SHEET GUIDE LOW A	7
⊙ 302FZ22090	2FZ22090	GUIDE TC L	8	302FZ22790	2FZ22790	SHEET GUIDE LOW B	7
⊙ 302FZ22110	2FZ22110	GEAR TC Z24H	8	302FZ22800	2FZ22800	GUIDE FEED LOW 1ST	7
⊙ 302FZ22120	2FZ22120	GEAR REGIST Z18H	7	302FZ22810	2FZ22810	GUIDE FEED LOW 2ND	7
⊙ 302FZ22130	2FZ22130	GEAR REGIST Z22H	8	⊙ 302FZ22820	2FZ22820	GUIDE FEED UP 1ST	7
302FZ22140	2FZ22140	SHAFT MIDDLE L	7,8,9,19,20	⊙ 302FZ22830	2FZ22830	GUIDE FEED UP 2ND	7
⊙ 302FZ22150	2FZ22150	PULLEY MIDDLE	7,8,9,19,20	⊙ 302FZ22840	2FZ22840	ACTUATOR MID BYPASS	7
⊙ 302FZ22160	2FZ22160	ACTUATOR REGIST	7	⊙ 302FZ22860	2FZ22860	GUIDE MIDDLE BYPASS	7
⊙ 302FZ22170	2FZ22170	HOOK CONVEYING F	8	302FZ22870	2FZ22870	SPRING ACTUATOR BYPASS	7
⊙ 302FZ22180	2FZ22180	HOOK CONVEYING R	8	302FZ22880	2FZ22880	LEVER CONVEYING	8
302FZ22201	2FZ22201	PLATE DISCHARGER	8	302FZ22890	2FZ22890	COVER LEVER CONVEY	8
302FZ22211	2FZ22211	HOLDER DISCHARGER	8	302FZ22900	2FZ22900	SHAFT LEVER CONVEY	8
302FZ22220	2FZ22220	CONTACT TRANSFER	8	302FZ22911	2FZ22911	STOPPER BUSH TRANSFER	8
302FZ22230	2FZ22230	CONTACT DISCHARGE	8	302FZ22920	2FZ22920	BUSH TRANSFER B F	8
302FZ22241	2FZ22241	PLATE EARTH REGIST	8	302FZ22940	2FZ22940	PLATE SENS MIDDLE	7
302FZ22250	2FZ22250	SPRING EARTH CONVEYING	8	⊙ 302FZ22950	2FZ22950	SHEET SENS MIDDLE	7
302FZ22300	2FZ22300	SPRING REGIST F	8	302FZ22960	2FZ22960	LABEL JAM FEED A1	8
302FZ22310	2FZ22310	SPRING REGIST R	8	302FZ22980	2FZ22980	STOPPER MID	7
302FZ22320	2FZ22320	SPRING TRANSFER F	8	302FZ22991	2FZ22991	SHEET SENS CONVEY	8
302FZ22330	2FZ22330	SPRING TRANSFER R	8	302FZ23600	2FZ23600	PIPE JOINT ICL	10
302FZ22341	2FZ22341	SPRING MIDDLE	7,8	302FZ23610	2FZ23610	SCREW WT ICL	10
302FZ22350	2FZ22350	SPRING GUIDE TRANSFER	8	302FZ23640	2FZ23640	SEAL PIPE WT ICL	10
302FZ22360	2FZ22360	SPRING CONVEYING F	8	302FZ23650	2FZ23650	PIPE WT ICL	10
302FZ22370	2FZ22370	SPRING CONVEYING R	8	302FZ23710	2FZ23710	SEAL SHUTTER ICL	10
⊙ 302FZ22380	2FZ22380	SHEET REGIST	7	302FZ24010	2FZ24010	SHEET REGIST L	8
302FZ22400	2FZ22400	GUIDE MIDDLE L	8	302FZ24020	2FZ24020	SHEET TRANSFER R	2
302FZ22411	2FZ22411	HOLDER SENS FEED	8	302FZ24060	2FZ24060	BAND CONVEYING	8
⊙ 302FZ22460	2FZ22460	SHEET MIDDLE BYPASS	7	302FZ24090	2FZ24090	BUSH TC EW	7
⊙ 302FZ22470	2FZ22470	GEAR MIDDLE A	7	302FZ24100	2FZ24100	GUIDE TC UP	8
⊙ 302FZ22481	2FZ22481	GEAR MIDDLE B	7	302FZ24110	2FZ24110	PLATE GUIDE MIDDLE R	7
⊙ 302FZ22490	2FZ22490	GEAR MIDDLE Z19S	7	302FZ24140	2FZ24140	SPACER TC GUIDE	8
⊙ 302FZ22500	2FZ22500	LEVER MIDDLE F	7	302FZ24150	2FZ24150	SHEET LEFT PLATE	9
⊙ 302FZ22520	2FZ22520	LEVER MIDDLE R	7	302FZ24160	2FZ24160	PAD REGIST	7
302FZ22540	2FZ22540	SPRING EARTH CONVEYING UNIT	8	302FZ24170	2FZ24170	SHEET RAIL BYPASS	3
302FZ22551	2FZ22551	COVER PWB FEED	8	302FZ24220	2FZ24220	PLATE GUIDE MIDDLE F	7
302FZ22560	2FZ22560	BUSH REGIST	8	302FZ24240	2FZ24240	SHEET DISCHARGER	8
302FZ22570	2FZ22570	SPRING CONTACT DISCHARGER	8	302FZ24500	2FZ24500	PLATE CONV FAN	8
302FZ22580	2FZ22580	SPRING LEFT CONV	8	302FZ24510	2FZ24510	DUCT CONV UP	8
⊙ 302FZ22591	2FZ22591	GUIDE MIDDLE LOW	7	302FZ24530	2FZ24530	SEAL FAN CONV	8
302FZ22600	2FZ22600	SPRING MID LEVER F	7	302FZ24540	2FZ24540	SPRING EARTH FAN	8
302FZ22610	2FZ22610	SPRING MID LEVER R	7	302FZ24550	2FZ24550	SEAL FAN CONV B	8
302FZ22620	2FZ22620	SPRING ACTUATOR REGIST	7	302FZ24560	2FZ24560	SHEET FAN PWD	8
302FZ22630	2FZ22630	SPRING EARTH MIDDLE	7	302FZ24600	2FZ24600	BUSH SP	1,7,8,9,20
302FZ22660	2FZ22660	SHAFT HOOK CONVEYING	8	302FZ25380	2FZ25380	SHAFT EXIT PULLEY	19

• Parts with "⊙" indicate regular maintenance parts.

	Part.No.	Alternative.	Description	Fig.No.		Part.No.	Alternative.	Description	Fig.No.
	302FZ25940	2FZ25940	PULLEY GUIDE	10		302FZ31220	2FZ31220	SHAFT BYPASS DRIVE	16
⊙	302FZ28050	2FZ28050	GUIDE CHANGE L	9		302FZ31230	2FZ31230	SHAFT BRS DRIVE	16
⊙	302FZ28060	2FZ28060	GEAR Z20S-Z23S	19		302FZ31240	2FZ31240	SHAFT LSU DRIVE	17
⊙	302FZ28080	2FZ28080	GEAR Z23S EXIT	19	⊙	302FZ31250	2FZ31250	COUPLING DLP DRIVE	16
⊙	302FZ28090	2FZ28090	GEAR Z29S	19	⊙	302FZ31260	2FZ31260	BELT FEED DRIVE	17
	302FZ28100	2FZ28100	SPRING EXIT PULLEY	19	⊙	302FZ31270	2FZ31270	JOINT DRUM	16
	302FZ28110	2FZ28110	SPRING EXIT PULLEY A	19		302FZ31280	2FZ31280	COLLAR DLP COUPLING	16
	302FZ28120	2FZ28120	SPRING EARTH	19	⊙	302FZ31290	2FZ31290	GEAR Z94L-Z32L MPF	16
	302FZ28152	2FZ28152	FRAME EXIT UPPER	19	⊙	302FZ31300	2FZ31300	GEAR Z38R MPF	16
	302FZ28160	2FZ28160	FRAME EXIT LOWER	19	⊙	302FZ31310	2FZ31310	GEAR Z24R BRS	16
⊙	302FZ28171	2FZ28171	GUIDE CHANGE R	19	⊙	302FZ31320	2FZ31320	GEAR Z20S BRS	16
⊙	302FZ28180	2FZ28180	ACTUATOR EXIT L	19	⊙	302FZ31330	2FZ31330	GEAR Z22L DLP	16
	302FZ28200	2FZ28200	SPRING ACTUATOR L	19	⊙	302FZ31340	2FZ31340	GEAR Z24R	16
	302FZ28210	2FZ28210	SPRING ACTUATOR R	19	⊙	302FZ31350	2FZ31350	GEAR Z22R	16
	302FZ28220	2FZ28220	SPRING LINK	19	⊙	302FZ31360	2FZ31360	GEAR Z50L	16
	302FZ28230	2FZ28230	SPRING SEPARATE	9	⊙	302FZ31370	2FZ31370	GEAR Z52R	16
⊙	302FZ28240	2FZ28240	ACTUATOR EXIT R	19	⊙	302FZ31380	2FZ31380	GEAR Z55L	16
	302FZ28250	2FZ28250	EARTH PLATE F/D	19	⊙	302FZ31390	2FZ31390	GEAR Z60L	16
	302FZ28260	2FZ28260	EXIT PUSH	19	⊙	302FZ31401	2FZ31401	GEAR Z54L-Z26L	16
	302FZ28270	2FZ28270	SPRING EXIT PUSH	19	⊙	302FZ31410	2FZ31410	GEAR Z42R-Z29R	16
⊙	302FZ28280	2FZ28280	SHEET SILENCER EXIT	9,19	⊙	302FZ31420	2FZ31420	GEAR Z81L-Z22R	17
⊙	302FZ28410	2FZ28410	ACTUATOR EXIT SENSOR	19	⊙	302FZ31430	2FZ31430	GEAR Z42L	17
	302FZ29012	2FZ29012	FRAME DU	9	⊙	302FZ31440	2FZ31440	GEAR Z14R LSU	17
⊙	302FZ29040	2FZ29040	GEAR DU Z32S	9	⊙	302FZ31450	2FZ31450	GEAR Z36L-Z22R REG	17
⊙	302FZ29050	2FZ29050	GEAR DU IDLE	9	⊙	302FZ31460	2FZ31460	GEAR Z52L LSU	17
	302FZ29061	2FZ29061	PLATE EARTH DU	9	⊙	302FZ31470	2FZ31470	GEAR Z33R-Z23R CL	17
⊙	302FZ29070	2FZ29070	ACTUATOR DU	9	⊙	302FZ31480	2FZ31480	GEAR Z33R-Z23R FEED	17
	302FZ29080	2FZ29080	RETAINER ACTUATOR DU	9	⊙	302FZ31490	2FZ31490	GEAR Z28L	17
	302FZ29090	2FZ29090	SPRING ACT DU	9	⊙	302FZ31500	2FZ31500	GEAR Z32L-Z26R FEED CL	17
⊙	302FZ29110	2FZ29110	BELT DU	9	⊙	302FZ31510	2FZ31510	GEAR Z26R-Z23L FEED CL	17
⊙	302FZ29120	2FZ29120	PULLEY DU BELT	9	⊙	302FZ31520	2FZ31520	GEAR Z38R DSK	17
	302FZ29131	2FZ29131	SPRING DU	9	⊙	302FZ31530	2FZ31530	GEAR Z32L	17
	302FZ29140	2FZ29140	COLLAR DU PULLEY	9,17,22	⊙	302FZ31540	2FZ31540	GEAR Z26L BYPASS	16
⊙	302FZ31020	2FZ31020	MOTOR FEED	17	⊙	302FZ31550	2FZ31550	GEAR Z27S BYPASS	16
⊙	302FZ31030	2FZ31030	MOTOR DLP	16	⊙	302FZ31560	2FZ31560	GEAR Z84L Z30L TC	16
⊙	302FZ31071	2FZ31071	MOTOR DU	9	⊙	302FZ31570	2FZ31570	GEAR Z20L FUSER DRIVE	17
	302FZ31080	2FZ31080	HOLDER DRUM DRIVE	16	⊙	302FZ31580	2FZ31580	GEAR Z46 FUSER	17
	302FZ31092	2FZ31092	PLATE DRUM DRIVE	16	⊙	302FZ31590	2FZ31590	GEAR Z35L CL	17
	302FZ31100	2FZ31100	PLATE MPF DRIVE	16	⊙	302FZ31600	2FZ31600	GEAR Z28R	16,17
	302FZ31111	2FZ31111	HOLDER MPF DRIVE	16		302FZ31671	2FZ31671	JOINT GEAR EXIT	17
	302FZ31120	2FZ31120	PLATE FEED DRIVE	17	⊙	302FZ31680	2FZ31680	PULLEY EXIT DRIVE	17
	302FZ31130	2FZ31130	HOLDER FEED DRIVE	17	⊙	302FZ31690	2FZ31690	GEAR EXIT Z20	17
⊙	302FZ31140	2FZ31140	GEAR Z98L-Z40R MPF	16	⊙	302FZ31700	2FZ31700	GEAR EXIT Z63 Z21	17
	302FZ31150	2FZ31150	PLATE DRIVE TC	16		302FZ31710	2FZ31710	PIN MPF DRIVE	16
	302FZ31160	2FZ31160	SHAFT MPF CL	16		302FZ31720	2FZ31720	PIN MAIN DRIVE	16
	302FZ31170	2FZ31170	HOLDER CLUTCH	17	⊙	302FZ31730	2FZ31730	PULLEY 26 FEED	17
	302FZ31180	2FZ31180	SHAFT DLP DRIVE	16		302FZ31740	2FZ31740	PIN DRIVE FEED	17
	302FZ31190	2FZ31190	SHAFT CLN DRIVE	16		302FZ31750	2FZ31750	PIN EXIT	17
	302FZ31200	2FZ31200	SHAFT FEED DRIVE	17	⊙	302FZ31760	2FZ31760	GEAR EXIT Z39Z26	17
	302FZ31210	2FZ31210	SHAFT FEED 2 DRIVE	17	⊙	302FZ31770	2FZ31770	GEAR EXIT Z30 JOINT	17

• Parts with "⊙" indicate regular maintenance parts.

	Part.No.	Alternative.	Description	Fig.No.		Part.No.	Alternative.	Description	Fig.No.
⊙	302FZ31780	2FZ31780	GEAR EXIT Z48	17	⊙	302FZ34270	2FZ34270	LABEL BOARD SET	1
	302FZ31790	2FZ31790	SPRING EXIT 60	17	⊙	302FZ39010	2FZ39010	CONTROLLER BOX	26
⊙	302FZ31800	2FZ31800	GEAR Z25R JOINT	17		302FZ39020	2FZ39020	COVER CONTROLLER	26
⊙	302FZ31810	2FZ31810	CLUTCH REGIST 8	16,17	⊙	302FZ39030	2FZ39030	MOUNT IPU	25
⊙	302FZ31820	2FZ31820	CLUTCH FEED 6	16,17		302FZ39040	2FZ39040	BRACKET HDD	25
⊙	302FZ31830	2FZ31830	CLUTCH MPF 6	20		302FZ39051	2FZ39051	SHIELD BOX	24
	302FZ31840	2FZ31840	STUD SCREW 435	17		302FZ39060	2FZ39060	PLATE CONTROLLER	26
⊙	302FZ31850	2FZ31850	GEAR Z22L CLN	16		302FZ39071	2FZ39071	MOUNT OPTION IF	24
	302FZ31861	2FZ31861	MOUNT FUSER DRIVE	17		302FZ39090	2FZ39090	BRACKET HDD LOWER	25
⊙	302FZ31870	2FZ31870	GEAR Z20 FUSER	17		302FZ39110	2FZ39110	MOUNT HV TERMINAL	23
⊙	302FZ31890	2FZ31890	GEAR Z35L DLP	16		302FZ39210	2FZ39210	GUIDE WIRE MAIN	23
⊙	302FZ31900	2FZ31900	GEAR Z60L CLN	16		302FZ39220	2FZ39220	GUIDE WIRE SUB	23
⊙	302FZ31910	2FZ31910	GEAR EXIT Z45Z22	17		302FZ39490	2FZ39490	SHIELD LSU WIRE	3
⊙	302FZ31920	2FZ31920	GEAR Z30 FUSER	17	⊙	302FZ39520	2FZ39520	SPRING HV MAIN	23
⊙	302FZ31930	2FZ31930	GEAR Z65-Z29 FUSER	17		302FZ39530	2FZ39530	SPRING ICL	23
	302FZ31990	2FZ31990	STOPPER D MOTOR	16	⊙	302FZ39540	2FZ39540	SPRING HV TC1	24
	302FZ32010	2FZ32010	PLATE FUSER DRIVE	17		302FZ39550	2FZ39550	BRACKET INLET	24
	302FZ32021	2FZ32021	HOLDER FUSER CL	17		302FZ39570	2FZ39570	TERMINAL TC1	24
	302FZ32030	2FZ32030	SHAFT FUSER DRIVE	17		302FZ39580	2FZ39580	TERMINAL ICL	23
⊙	302FZ32040	2FZ32040	CLUTCH FUSER 8	17		302FZ39590	2FZ39590	MOUNT TRANSFER HV	24
	302FZ32051	2FZ32051	HOLDER DRUM MOTOR	16		302FZ39610	2FZ39610	HOLDER HV2 TC	25
	302FZ32060	2FZ32060	SEAL MPF CL	16	⊙	302FZ39620	2FZ39620	SPRING HV2 TC	25
	302FZ32070	2FZ32070	COUPLING PAPER FEED	17	⊙	302FZ39630	2FZ39630	SPRING HV2 SE	25
⊙	302FZ33011	2FZ33011	DUCT EXIT LOWER	18		302FZ39640	2FZ39640	LID SHIELD BOX	1
	302FZ33020	2FZ33020	DUCT EXIT UPPER	18		302FZ39710	2FZ39710	PLATE EARTH FUSER	3
⊙	302FZ33090	2FZ33090	JOINT TUBE	12		302FZ39720	2FZ39720	PLATE EARTH FEED	17
	302FZ33120	2FZ33120	DUCT PU UPPER REAR	3		302FZ39731	2FZ39731	PLATE MAIN SW	24
	302FZ33140	2FZ33140	BRACKET FAN A	18		302FZ39740	2FZ39740	PLATE FRAME FUSER F	3
	302FZ33150	2FZ33150	BRACKET FAN B	18		302FZ39750	2FZ39750	PLATE EARTH FRAME REAR	3
	302FZ33170	2FZ33170	SEAL BRACKET FAN A	18		302FZ39760	2FZ39760	PLATE EARTH FRAME FRONT	3
	302FZ33180	2FZ33180	SEAL BRACKET FAN B	18		302FZ39770	2FZ39770	PLATE EARTH ISU REAR	25
	302FZ33191	2FZ33191	BRACKET FAN C	18		302FZ39800	2FZ39800	SHEET DLP MOTOR	16
	302FZ33210	2FZ33210	DUCT PU LOWER	3		302FZ39840	2FZ39840	SHEET WIRE	26
	302FZ33220	2FZ33220	DUCT PU UPPER	3		302FZ39860	2FZ39860	DUCT IPU	25
	302FZ33231	2FZ33231	BRACKET FAN D	18		302FZ39870	2FZ39870	GUIDE WIRE LOWER	24
	302FZ33240	2FZ33240	FILTER DUCT PU	1		302FZ39880	2FZ39880	SHEET WIRE LOWER	24
	302FZ33250	2FZ33250	COVER FILTER DUCT PU	1		302FZ39890	2FZ39890	PAD WIRE A	2
	302FZ33280	2FZ33280	JOINT TUBE B	3		302FZ39900	2FZ39900	SHEET PWB	23
	302FZ33350	2FZ33350	TUBE COOLING EXIT	3		302FZ39920	2FZ39920	MOUNT HV LOWER	23
	302FZ33360	2FZ33360	DUCT EXIT MOTOR	18		302FZ39930	2FZ39930	PLATE EARTH IPU	24
	302FZ33370	2FZ33370	PLATE DUCT EXIT	18		302FZ39960	2FZ39960	SHEET MAIN DRIVE R	16
	302FZ33380	2FZ33380	SEAL DUCT EXIT	18	⊙	302FZ44040	2FZ44040	FAN BOX COOLING	26
	302FZ33390	2FZ33390	SPRING TUBE	3	⊙	302FZ44050	2FZ44050	SOLENOID LSU CLN	7
	302FZ33400	2FZ33400	SEAL BRACKET FAN C	18	⊙	302FZ44070	2FZ44070	FAN CONVEYING 40	8
	302FZ33411	2FZ33411	SEAL BRACKET FAN D	18	⊙	302FZ44080	2FZ44080	SWITCH CONVEYING	7
	302FZ33420	2FZ33420	SEAL BRACKET FAN E	18	⊙	302FZ44090	2FZ44090	SWITCH REGISTRATION	7,8
⊙	302FZ34010	2FZ34010	LABEL OFF CAUTION E	1	⊙	302FZ45010	2FZ45010	LVU 100	24
⊙	302FZ34021	2FZ34021	LABEL JAM FUSER	1	⊙	302FZ45041	2FZ45041	HVU TRANSFER 1	24
	302FZ34230	2FZ34230	LABEL CONTAINER	1	⊙	302FZ45051	2FZ45051	HVU TRANSFER 2	25
	302FZ34250	2FZ34250	LABEL CONTAINER OPE A	1	⊙	302FZ45060	2FZ45060	RFID RECIEVER	18

• Parts with "⊙" indicate regular maintenance parts.

	Part.No.	Alternative.	Description	Fig.No.		Part.No.	Alternative.	Description	Fig.No.
⊙	302FZ45080	2FZ45080	ID SENSOR	2		302FZ46730	2FZ46730	WIRE OP HEATER	24
⊙	302FZ45120	2FZ45120	THERMISTOR	2		302FZ46742	2FZ46742	WIRE OP DESK	24
⊙	302FZ45170	2FZ45170	HEATER DEHUMIDIFIER 120	23		302FZ46761	2FZ46761	WIRE REG CLT JOINT	16
	302FZ46020	2FZ46020	WIRE JOINT	17		302FZ46832	2FZ46832	WIRE DRM MOT A	16
	302FZ46031	2FZ46031	WIRE MPF	23		302FZ46840	2FZ46840	WIRE BYPASS TRAY	21
	302FZ46040	2FZ46040	WIRE ID SENSOR	2		302FZ46850	2FZ46850	WIRE TRNS MOT JOINT	16
	302FZ46050	2FZ46050	WIRE TRANSFER	17		302FZ46861	2FZ46861	WIRE TC GUIDE	8
	302FZ46071	2FZ46071	WIRE APC	26		302FZ46880	2FZ46880	WIRE FEED J	8
	302FZ46081	2FZ46081	WIRE DLP MOTOR	16		302FZ46890	2FZ46890	WIRE FEED PI	8
	302FZ46091	2FZ46091	WIRE FRONT SIDE	18	⊙	302FZ80070	2FZ80070	FRONT COVER A ASSY SP	1
	302FZ46100	2FZ46100	WIRE PRE FEED	17	⊙	302FZ93034	2FZ93034	PARTS CASSETTE 1ST ASSY	4
	302FZ46120	2FZ46120	WIRE HVU 2	24	⊙	302FZ93080	2FZ93080	PARTS LSU ASSY	12
	302FZ46130	2FZ46130	WIRE HVU 3	25	⊙	302FZ93094	2FZ93094	PARTS TRANSFER BELT ASS'Y	10
	302FZ46140	2FZ46140	WIRE DRUM-DLP CM	26	⊙	302FZ93102	2FZ93102	PARTS DRUM ASSY	13
	302FZ46150	2FZ46150	WIRE DRUM-DLP KY	26	⊙	302FZ93113	2FZ93113	PARTS DLP K ASSY	14
	302FZ46170	2FZ46170	WIRE FUSER	24	⊙	302FZ93123	2FZ93123	PARTS DLP Y ASSY	14
	302FZ46191	2FZ46191	WIRE DRUM MOTOR SIG	16	⊙	302FZ93133	2FZ93133	PARTS DLP C ASSY	14
	302FZ46210	2FZ46210	WIRE INTERLOCK SWITCH	24	⊙	302FZ93143	2FZ93143	PARTS DLP M ASSY	14
	302FZ46220	2FZ46220	WIRE LVU ENGINE	24	⊙	302FZ93165	2FZ93165	PARTS FUSER 120 ASS'Y	15
	302FZ46231	2FZ46231	WIRE LVU IPU	24	⊙	302FZ93180	2FZ93180	PARTS EXIT ASSY	19
	302FZ46240	2FZ46240	WIRE LVU CONTROLLER	24	⊙	302FZ93201	2FZ93201	PARTS OPERATION UPPER E ASSY	27
	302FZ46250	2FZ46250	WIRE LIFT MOT	16	⊙	302FZ93212	2FZ93212	PARTS MPT BYPASS ASSY	22
	302FZ46260	2FZ46260	WIRE MSW	24	⊙	302FZ93220	2FZ93220	PARTS MPT ASSY	20
	302FZ46270	2FZ46270	WIRE CLEANING	23	⊙	302FZ93230	2FZ93230	PARTS MPT JOINT ASSY	2
	302FZ46290	2FZ46290	WIRE FUSER PRI	3	⊙	302FZ93250	2FZ93250	PARTS MPF DRIVE ASSY	16
	302FZ46300	2FZ46300	WIRE HDD POWER	25	⊙	302FZ93260	2FZ93260	PARTS DR-820	16
	302FZ46310	2FZ46310	WIRE WASTE TONER SENSOR	2	⊙	302FZ93270	2FZ93270	PARTS FUSER DRIVE ASSY	17
	302FZ46321	2FZ46321	WIRE ID SENSOR UNIT	2	⊙	302FZ93281	2FZ93281	PARTS FEED DRIVE ASSY	17
	302FZ46330	2FZ46330	WIRE FEED JAM	7	⊙	302FZ93290	2FZ93290	PARTS CONT DRIVE ASSY	18
	302FZ46340	2FZ46340	WIRE JOB	26	⊙	302FZ93311	2FZ93311	PARTS COVER FEED LOW ASSY	1
	302FZ46350	2FZ46350	WIRE REG JAM	7	⊙	302FZ93321	2FZ93321	PARTS FE-820	6
	302FZ46392	2FZ46392	WIRE OPTION SIGNAL	24	⊙	302FZ93363	2FZ93363	PARTS TRAY ASSY	21
	302FZ46411	2FZ46411	WIRE EXIT MOT	17	⊙	302FZ93423	2FZ93423	PARTS PRINTED W.BOARD CONTROL ASSY	26
	302FZ46430	2FZ46430	WIRE CASSETTE HEATER	24	⊙	302FZ93430	2FZ93430	PARTS GUIDE FEED R ASSY	7
	302FZ46470	2FZ46470	WIRE EXIT JAM SENSOR	19	⊙	302FZ93440	2FZ93440	PARTS MOTOR DRUM	16
	302FZ46500	2FZ46500	WIRE KEYCOUNTOR	3	⊙	302FZ93453	2FZ93453	PARTS PRINTED W.BOARD ENGINE ASSY	26
	302FZ46520	2FZ46520	WIRE MPF UNIT	20	⊙	302FZ93460	2FZ93460	PARTS ICL MOTOR ASSY	18
	302FZ46540	2FZ46540	WIRE FEED SW UP	7	⊙	302FZ93470	2FZ93470	PARTS ISU ASSY	12
	302FZ46550	2FZ46550	WIRE FEED SW LOW	7	⊙	302FZ93480	2FZ93480	PARTS MC-820	13
	302FZ46560	2FZ46560	WIRE SCANNER-IPU PWB	11	⊙	302FZ93490	2FZ93490	PARTS LEFT COVER ASSY	9
	302FZ46570	2FZ46570	WIRE CCD DATA NON SHIELD	11	⊙	302FZ93500	2FZ93500	PARTS DU ASSY	9
	302FZ46600	2FZ46600	WIRE LCD	27	⊙	302FZ93510	2FZ93510	PARTS FEED UNIT ASSY	8
	302FZ46612	2FZ46612	WIRE PANNEL L	25	⊙	302FZ94052	2FZ94052	PARTS,PWB IPU ASSY,SP	25
	302FZ46630	2FZ46630	WIRE HDD	25	⊙	302FZ94200	2FZ94200	PARTS,GUIDE FEED LOW 1ST ASSY SP	7
	302FZ46641	2FZ46641	WIRE FAX POWER	24	⊙	302FZ94210	2FZ94210	PARTS,GUIDE FEED LOW 2ND ASSY SP	7
	302FZ46651	2FZ46651	WIRE IPU ENGINE	25	⊙	302FZ94220	2FZ94220	PARTS,GUIDE MIDDLE LOW ASSY SP	7
	302FZ46661	2FZ46661	WIRE INLET ASSY	24	⊙	302FZ94240	2FZ94240	PARTS,GUIDE MIDDLE R ASSY SP	7
	302FZ46670	2FZ46670	WIRE LSU FAN	3,25	⊙	302FZ94250	2FZ94250	PARTS,MOTOR IMAGE SP	16
	302FZ46680	2FZ46680	WIRE DU PI	9	⊙	302FZ94290	2FZ94290	PARTS,MOTOR FUSER SP	17
	302FZ46710	2FZ46710	WIRE TONER SENSOR JOINT	2	⊙	302FZ94320	2FZ94320	PARTS,ICL WT ASSY SP	10

• Parts with "⊙" indicate regular maintenance parts.

	Part.No.	Alternative.	Description	Fig.No.		Part.No.	Alternative.	Description	Fig.No.
⊙	302FZ94330	2FZ94330	PARTS,ID SENSOR ASS'Y SP	2		302GR05510	2GR05510	GROUND PLATE OPE B	27
⊙	302FZ94380	2FZ94380	PARTS,FAN COOLING DLP 70 SP	3,18		302GR05520	2GR05520	GROUND PLATE OPE C	27
⊙	302FZ94420	2FZ94420	PARTS,FAN COOLING CONVEYING SP	18,25		302GR05650	2GR05650	FILM OPERATION A	27
⊙	302FZ94470	2FZ94470	PARTS,ROLLER BYPASS A SP	22		302GR06060	2GR06060	HOLDER PICK	6
⊙	302FZ94481	2FZ94481	PARTS,ROLLER BYPASS B SP	22		302GR06070	2GR06070	SUPPORT PLATE FEED	6
⊙	302FZ94490	2FZ94490	PARTS,ROLLER MID MPT SP	20		302GR06080	2GR06080	SPRING PICK	6
⊙	302FZ94510	2FZ94510	PARTS,ROLLER TRANSFER SP	8		302GR06091	2GR06091	SPRING SEPARATION	6
⊙	302FZ94520	2FZ94520	PARTS,ROLLER REGIST L SP	8		302GR06101	2GR06101	SHAFT SEPARATION	6
⊙	302FZ94540	2FZ94540	PARTS,ROLLER MIDDLE R SP	7	⊙	302GR06110	2GR06110	TORQUE LIMITER 360	6
⊙	302FZ94550	2FZ94550	PARTS,ROLLER MIDDLE BYPASS SP	7		302GR06201	2GR06201	LEVER SEPARATION RELEASE	6
⊙	302FZ94610	2FZ94610	PARTS,ROLLER EXIT SP	19		302GR09011	2GR09011	CASSETTE	5
⊙	302FZ94620	2FZ94620	PARTS,ROLLER DUPLEX A SP	9	⊙	302GR09020	2GR09020	HANDLE CASSETTE 1	4,5
⊙	302FZ94630	2FZ94630	PARTS,ROLLER DUPLEX B SP	9	⊙	302GR09030	2GR09030	COVER CASSETTE	5
⊙	302FZ94660	2FZ94660	PARTS,FAN IMAGE SP	10	⊙	302GR09040	2GR09040	HANDLE CASSETTE 2	4,5
⊙	302FZ94670	2FZ94670	PARTS,PWB MOTOR DRIVER ASS'Y,SP	16		302GR09051	2GR09051	LEVER CASSETTE	4,5
⊙	302FZ94681	2FZ94681	PARTS,PWB FEED ASS'Y,SP	17		302GR09060	2GR09060	RAIL CURSOR R	4,5
	302G634070	2G634070	LABEL ENERGY STAR	1		302GR09070	2GR09070	LID PAPER SIZE	4,5
	302GR02221	2GR02221	LEVER LOCK CASSETTE	3		302GR09080	2GR09080	RAIL CURSOR A	4,5
	302GR02230	2GR02230	SPRING LEVER	3		302GR09090	2GR09090	SUPPORT PLATE	4,5
	302GR02311	2GR02311	MOUNT RUBBER ISU	3	⊙	302GR09102	2GR09102	FRONT CURSOR CASSETTE	4,5
	302GR02321	2GR02321	ADJUSTOR ISU	3	⊙	302GR09112	2GR09112	REAR CURSOR CASSETTE	4,5
	302GR02570	2GR02570	GROUND PLATE ISU C	3		302GR09120	2GR09120	SPRING LEVER CASSETTE	4,5
	302GR02580	2GR02580	GROUND PLATE ISU D	3		302GR09130	2GR09130	SHAFT PULLEY	4,5
	302GR04200	2GR04200	COVER ISU FRONT LOW	12	⊙	302GR09140	2GR09140	SHAFT HANDLE	5
	302GR04210	2GR04210	COVER ISU RIGHT	12	⊙	302GR09150	2GR09150	WORK PLATE HANDLE	4,5
	302GR04221	2GR04221	COVER ISU LEFT	12		302GR09160	2GR09160	STOPPER PAPER	4,5
	302GR04231	2GR04231	COVER ISU REAR	12	⊙	302GR09201	2GR09201	PLATE SIZE INCH	5
	302GR04240	2GR04240	COVER ISU FRONT TOP	12		302GR09210	2GR09210	SEAL DETECTION PLATE	4,5
	302GR04360	2GR04360	GROUND PLATE ISU OPE	12	⊙	302GR09980	2GR09980	SPACER SIZE PLATE	4,5
⊙	302GR04370	2GR04370	MAGNET CLIP DISH	3		302GR09990	2GR09990	LIFT LOCK	4,5
⊙	302GR04380	2GR04380	SEAL MAGNET	3		302GR17082	2GR17082	MIRROR FRAME A	11
	302GR04430	2GR04430	SHEET COVER ISU	12		302GR17091	2GR17091	MIRROR FRAME B	11
⊙	302GR04470	2GR04470	SHEET OPE PROTECT B	27	⊙	302GR17100	2GR17100	REAR WIRE SCANNER	11
⊙	302GR04480	2GR04480	FILM PROTECT	27	⊙	302GR17110	2GR17110	FRONT WIRE SCANNER	11
	302GR04490	2GR04490	MOUNT WING TRAY	29	⊙	302GR17120	2GR17120	LAMP SCANNER	11
	302GR04500	2GR04500	HOLDER WING TRAY	29		302GR17131	2GR17131	ADJUSTING PLATE B	11
	302GR05030	2GR05030	HINGE OPERATION L	27		302GR17140	2GR17140	GUIDE WIRE A	11
	302GR05040	2GR05040	HINGE OPERATION R	27		302GR17150	2GR17150	GUIDE WIRE B	11
	302GR05050	2GR05050	BASE OPERATION	27		302GR17160	2GR17160	GUIDE WIRE C	11
	302GR05060	2GR05060	MOUNT HANDLE OPE	27	⊙	302GR17180	2GR17180	PIN SCANNER RETAINING	11
	302GR05070	2GR05070	HANDLE OPE	27		302GR17190	2GR17190	SHAFT SCANNER	11
	302GR05080	2GR05080	CUSHION HANDLE A	27		302GR17250	2GR17250	REFLECTOR SCANNER	11
	302GR05090	2GR05090	BUSH PIN OPE	27		302GR17262	2GR17262	RETAINER MIRROR FRAME A	12
	302GR05100	2GR05100	SPRING HINGE OPE L	27		302GR17270	2GR17270	MOUNT DP HINGE	11
	302GR05110	2GR05110	SPRING HINGE OPE R	27	⊙	302GR17280	2GR17280	MIRROR B	11
	302GR05120	2GR05120	MOUNT SLIDE	27		302GR17300	2GR17300	MOUNT RELEASE SWITCH	11
	302GR05130	2GR05130	PIN OPERATION	27		302GR17320	2GR17320	MOUNT SCANNER PWB	11
	302GR05280	2GR05280	LENS POWER LED	27		302GR17330	2GR17330	RETAINER REGULATOR	11
	302GR05320	2GR05320	GROUND PLATE OPE A	27		302GR17340	2GR17340	GUIDE FFC	11
	302GR05350	2GR05350	SPRING MOUNT HANDLE A	27		302GR17350	2GR17350	PIN WIRE PULLEY B	11

• Parts with "⊙" indicate regular maintenance parts.

	Part.No.	Alternative.	Description	Fig.No.		Part.No.	Alternative.	Description	Fig.No.
⊙	302GR17360	2GR17360	SPRING FRAME RETAINER	12	⊙	302GR46060	2GR46060	WIRE LAMP INVERTER	11
	302GR17370	2GR17370	SWITCH RELEASE	11		302GR46430	2GR46430	WIRE PRIMARY FEED UNIT1	6
	302GR17380	2GR17380	SPRING RELEASE SWITCH	11		302GR46450	2GR46450	WIRE CASSETTE UNIT	4
	302GR17400	2GR17400	FILM LAMP	11	⊙	302GR93082	2GR93082	CT-710	5
	302GR17410	2GR17410	SEAL FRAME A	11	⊙	302GR93320	2GR93320	PARTS CONTACT GLASS (I) ASSY	12
	302GR17420	2GR17420	SEAL FRAME B	11	⊙	302GR94380	2GR94380	PARTS CONTACT GLASS DP ASSY	12
	302GR17430	2GR17430	SEAL LAMP INVERTER	11	⊙	302HC93012	2HC93012	PARTS PRINTED W.BOARD CONTROL ASSY	26
	302GR17440	2GR17440	HOLDER GUIDE WIRE C	11		302HP34040	2HP34040	LABEL JAM CONVEYING	9
	302GR17450	2GR17450	SEAL GUIDE WIRE D	11		302HP46050	2HP46050	WIRE FEED JOINT	23
	302GR17460	2GR17460	SEAL FRAME C	11		302JD04010	2JD04010	COVER REAR MOTOR	1
	302GR17560	2GR17560	COVER ISU	12		302JD04030	2JD04030	COVER REAR	1
	302GR17620	2GR17620	TAPE REFLECTOR	11		302JD04040	2JD04040	LID SHIELD BOX	1
	302GR17660	2GR17660	PIN ISU	12		302JD04060	2JD04060	EMBLEM LOGO	1
	302GR17670	2GR17670	PLATE HOLDER ISU	12		302JD04070	2JD04070	SHEET EMBLEM	1
	302GR17680	2GR17680	PLATE SPRING ISU	12		302JD04090	2JD04090	TAPE EMBLEM A	1
⊙	302GR17730	2GR17730	LID PWB S	11		302JD04100	2JD04100	TAPE EMBLEM B	1
	302GR17740	2GR17740	GUIDE WIRE D	11		302JD31040	2JD31040	HOLDER MAIN DRIVE	16
	302GR17750	2GR17750	HOLDER PI	11		302JD31050	2JD31050	HOLDER FEED DRIVE	17
	302GR17770	2GR17770	GUIDE WIRE E	11		302JD31060	2JD31060	HOLDER MPF DRIVE	16
	302GR17790	2GR17790	PLATE HOLDER RAIL	12		302JD31070	2JD31070	HOLDER DLP CL	16
	302GR17811	2GR17811	PIN MOUNT LENS	12		302JD31080	2JD31080	PLATE MAIN DRIVE	16
	302GR17820	2GR17820	PULLEY SCANNER	11		302JD31090	2JD31090	PLATE FEED DRIVE	17
⊙	302GR17830	2GR17830	PLATE MIRROR B	11		302JD31100	2JD31100	PLATE MPF DRIVE	16
⊙	302GR17840	2GR17840	SEAL PLATE MIRROR B	11		302JD31110	2JD31110	PLATE DRIVE TC	16
	302GR17860	2GR17860	PLATE PULLEY	11		302JD31120	2JD31120	SHAFT CLN DRIVE	16
	302GR17870	2GR17870	SEAL RAIL SCANNER F	12		302JD31130	2JD31130	SHAFT DLP K	16
	302GR17880	2GR17880	HOLDER BEARING	11		302JD31140	2JD31140	SHAFT DLP CL	16
	302GR17890	2GR17890	SEAL SCANNER PWB	11	⊙	302JD31150	2JD31150	GEAR Z20R	16
	302GR17900	2GR17900	HOLDER RETAINER A	12	⊙	302JD31160	2JD31160	GEAR Z31R CL	16
	302GR17910	2GR17910	SEAL COVER ISU LEFT A	12	⊙	302JD31170	2JD31170	GEAR Z31L	16
	302GR17920	2GR17920	SEAL COVER ISU LEFT B	12	⊙	302JD31180	2JD31180	GEAR Z32R	16
	302GR17930	2GR17930	SEAL SCANNER FRAME E	11	⊙	302JD31190	2JD31190	GEAR Z29R	16
	302GR17940	2GR17940	SEAL COVER ISU LEFT C	12	⊙	302JD31200	2JD31200	GEAR Z70L Z26R FEED	17
⊙	302GR17960	2GR17960	MIRROR C	11	⊙	302JD31210	2JD31210	GEAR Z33L FEED	17
	302GR17970	2GR17970	STOPPER PI	11	⊙	302JD31220	2JD31220	GEAR Z85L-Z47R MPF	16
	302GR17980	2GR17980	PULLEY PLATE B	11	⊙	302JD31230	2JD31230	GEAR Z86L Z39L MPF	16
⊙	302GR22110	2GR22110	COLLAR TRANS ROLLER	8	⊙	302JD31240	2JD31240	GEAR Z72L Z30L TC	16
⊙	302GR34011	2GR34011	LABEL CASSETTE OPERATION	5		302JD31250	2JD31250	SHEET MAIN DRIVE	16
⊙	302GR34022	2GR34022	LABEL PAPER SIZE	4,5		302JD39010	2JD39010	MOUNT TRANSFER HV	24
⊙	302GR34032	2GR34032	LABEL PAPER SIZE R	5		302JD39020	2JD39020	SHEET TRANSFER HV	24
	302GR34040	2GR34040	LABEL LEFT COVER A	1		302JD46010	2JD46010	WIRE FEED JOINT	23
	302GR34181	2GR34181	LABEL SEP CLEANING	1		302JD46020	2JD46020	WIRE HVU 2	24
⊙	302GR34230	2GR34230	LABEL OFF CAUTION A	1		302JD46030	2JD46030	WIRE HVU 3	25
	302GR39190	2GR39190	COVER CONN	23		302JD46040	2JD46040	WIRE DRUM MOTOR SIG	16
⊙	302GR44112	2GR44112	MOTOR LIFT	16		302JD46050	2JD46050	WIRE DRM MOT A	16
⊙	302GR44270	2GR44270	MOTOR SCANNER	11		302JD46060	2JD46060	WIRE APC FAN	3
⊙	302GR45080	2GR45080	UNIT LAMP INVERTER	11		302JD46100	2JD46100	WIRE FUSER	24
	302GR46010	2GR46010	WIRE CCD1	12		302JD46130	2JD46130	WIRE TRNS MOT JOINT	16
	302GR46021	2GR46021	WIRE SHD-SCANNER PWB	11		302JD69010	2JD69010	BASE EMBLEM 4035E (CS)	1
	302GR46040	2GR46040	WIRE SCANNER HP SW	11		302JD69020	2JD69020	PLATE EMBLEM (CS)	1

• Parts with "⊙" indicate regular maintenance parts.

	Part.No.	Alternative.	Description	Fig.No.		Part.No.	Alternative.	Description	Fig.No.
⊙	302JD93010	2JD93010	PARTS LSU ASSY	12		3HL10170		COLLAR EJECT	17
⊙	302JD93020	2JD93020	PARTS MPF DRIVE ASSY	16		4AK73740	5MVVL221WN33	LABEL CONTAINER T1	1
⊙	302JD93030	2JD93030	PARTS MAIN DRIVE ASSY	16		4AK73750	5MVVL221WN34	LABEL CONTAINER T2	1
⊙	302JD93040	2JD93040	PARTS FEED DRIVE ASSY	17		4AK73760	5MVVL221WN35	LABEL CONTAINER T3	1
⊙	302JD93050	2JD93050	PARTS FUSER 120 ASSY	15		4AK73770	5MVVL221WN36	LABEL CONTAINER T4	1
⊙	302JD93080	2JD93080	PARTS DRUM ASSY	13	⊙	5FNXGP1A73A++02	2DC27180	PT.SENSOR GP1A73AJ00/ BK	6
⊙	302JD93090	2JD93090	PARTS PRINTED W.BOARD ENGINE	26		5MMS626SD003	2BM04100	PLATE MAGCHATCH	1
⊙	302JD93120	2JD93120	PARTS MC-825	13		5MMT263SN012++R	2D903100	SCREW OP / M3 X 8 CRFREE A4	26
⊙	302JD93130	2JD93130	PARTS MOTOR DRUM	16		5MMW261SD004	3B706550	SPRING COVER R /40283V0069 A4	1
⊙	302JD94010	2JD94010	PARTS,MOTOR IMAGE SP	16		5MMW465LD003	2D915380	SPRING SHUTTER WASTE/A-80 A4	10
⊙	302JD94020	2JD94020	PARTS,CLUTCH DLP 8 SP	16		5MMX321LD039	2D902590	PLATE WASTE SENSOR /A-80 A3	2
⊙	302JD94030	2JD94030	PARTS,PWB SCANNER ASSY SP	11		5MVB743SL005	2BL26220	RAIL OPTION B /B-05 CONT BOX A2	26
⊙	302JD94040	2JD94040	PARTS,PWB SHD ASSY SP	11		5MVL177DN001	2FB06810	RING STOPPER 4	20
⊙	302JD94050	2JD94050	PARTS,PWB IPU U ASSY SP	25		5MVM176XN001	2BM14330	BUSH D1234	20
⊙	302JD94060	2JD94060	PARTS,PWB DIMM IPU U ASSY SP	25		5MVS313SB002	2BR08310	SPACER LED /43587J2063 A4	2
⊙	302JD94080	2JD94080	PARTS,PWB DIMM PRINTER ASSY SP	26		5MVS665KB001	2BM40060	CUT WASHER	11,16,17,22
⊙	302JD94090	2JD94090	PARTS,PWB MOTOR DRIVER ASSY SP	16		5MVX111DN003	2A806250	RING STOPPER /A-49 FEED A4	6,7,8,9,16,17,19,20,22
⊙	302JD94100	2JD94100	PARTS,PWB HVU TRANSFER 1 ASSY SP	24	⊙	5MVX321CE001	3CF04050	PLATE NUMBER 3 /3CF0405 A4	5
⊙	302JD94110	2JD94110	PARTS,PWB HVU TRANSFER 2 ASSY SP	25		5MVX332DB020	2BS08510	SHUTTER WASTE /43587J2027 A4	10
⊙	302JD94120	2JD94120	PARTS,PWB HVU MAIN ASSY SP	23		5MVX421DN003	2BL06490	LOCK COVER R /40283V0068 A4	1
⊙	302JG45010	2JG45010	HVU MAIN	23		60804120		MAGNET CATCH	1,18
	302JG69010	2JG69010	BASE EMBLEM 3232E (CS)	1		60904280		ORIGINAL POCKET	28
	302JJ69010	2JJ69010	BASE EMBLEM 3225E (CS)	1	⊙	60907170		CUSHION,CASSETTE R	4,5
	302JL69010	2JL69010	BASE EMBLEM 2525E (CS)	1	⊙	61705110		LABEL,PAPER UPPER LIMIT	5
⊙	303H605010	3H605010	LABEL ORIGINAL MAX	21		66106080		SPRING,PAD	4,5
⊙	303JR01011	3JR01011	SCANNER NIC ASSY	25		66107100		PAD,CASSETTE	4,5
	303JT39020	3JT39020	COVER CF	1		66127010		SWITCH,COVER OPEN	23
	303KB28010	3KB28010	PAD JS SENSOR	11		75712080		MIRROR HOLDER	11
	3066060011	66060011	COVER,KEY COUNTER	29	⊙	76727010		ORIGINAL SIZE SWITCH	21
	3066060023	66060023	RETAINER,KEY COUNTER COVER	29	⊙	7NH3M040G003H01	NH045080	STORAGE DEVICE	25
	3066060031	66060031	RETAINER,KEY COUNTER	29	⊙	7NMDD256MA01H01	NM037700	MEMORY MODULE	26
	3066060041	66060041	MOUNT,KEY COUNTER	29	⊙	7NMDD256MJ41H01	NM038860	MEMORY MODULE	25
⊙	33906160		GEAR 16,PAPER FEED	6	⊙	7NMDD512MJ41H01	NM038870	MEMORY MODULE	25
⊙	33906400		FRICTION PLATE,BYPASS	20		7QPP491F+++H01	NAEFJ010	TRANSISTOR PHOTO PT491FE0000F	2
	33906900		COVER,CURSOR	21	⊙	7SC010101+++H01	SC023350	SW.SEE SAW	24
	33907170		DETECTION PLATE,PAPER SIZE	4,5		7SM010303+++H01	SM037910	SW.MICRO	17
	33907210		CUSHION,CASSETTE WORK PLATE	4,5	⊙	7YCC02B1001+H01	YC014610	CONNECTOR	2
	34806040		LOWER BUSHING,PAPER FEED	6	⊙	7YCC08B2046+H01	YC026110	CONNECTOR	4,5,6
⊙	34821210		STATIC ELIMINATOR B,EJECT	19		7YCC08B2046+H02	YC026130	CONNECTOR	17,23
	34907150		PULLEY,CASSETTE	4,5		7YZM110004+++H01	YZ037960	ACCESS.BUSHING	2
⊙	34922420		GEAR 15	6		7YZM210002+++H01	YZ004730	ACCESS.EDGING	2,24,25
	35927420		SWITCH,SIZE	1,7		7YZM210003+++H01	YZ037970	ACCESS.EDGING	2,3,11,24
⊙	35968110		STOPPER WIRE ASSY SP	30		7YZM210004+++H01	YZ037980	ACCESS.EDGING	24,25,26
	3C007060		PAD,LIFT	21		7YZM210006+++H01	YZ038000	ACCESS.EDGING	3,8,17,24,25
⊙	3CF04060		PLATE NUMBER4	5		7YZM410001+++H01	YZ037950	ACCESS.BAND	17
	3CY06030		RETAINER M4	4,5		7YZM410002+++H01	YZ042720	ACCESS.BAND	11
⊙	3CY06090		RACK CURSOR	4,5		7YZM510006+++H01	YZ042710	ACCESS.SPACER	27
⊙	3CY06100		GEAR 20,CURSOR	4,5		7YZM510007+++H01	YZ042780	ACCESS.SPACER	24
	3CY07080		BUSHING 6	2,16,19		7YZM610001+++H01	YZ010230	ACCESS SADDLE	2,3,11,12,23,24
	3HK27050		CORE 8-16X10	16,18					

• Parts with "⊙" indicate regular maintenance parts.

	Part.No.	Alternative.	Description	Fig.No.
	7YZM610002++H01	YZ010240	ACCESS SADDLE	2,18
	7YZM610003++H01	YZ010250	ACCESS SADDLE	3,17,18,24,25, 26
	7YZM610004++H01	YZ012210	ACCESS SADDLE	3,16,24,25
	7YZM610005++H01	YZ012220	ACCESS SADDLE	26
	7YZM610007++H01	YZ023340	ACCESS.SADDLE	2,3,7,8,11
	7YZM610008++H01	YZ037940	ACCESS.SADDLE	2,18
	7YZM610015++H01	YZ046900	ACCESS SADDLE	24
	7YZM610016++H01	YZ047890	ACCESS.SADDLE	25
	7ZG65TAV+080H01	ZG046700	SHIELD GASKET	3
	7ZG65TSV+015H01	ZG045200	SHIELD GASKET	11
	7ZG65TSV+020H01	ZG046810	SHIELD GASKET	9
	7ZGSSTG31020H01	ZG046820	SHIELD GASKET	26
	7ZGSSTG151018H01	ZG045090	SHIELD GASKET	12
	7ZGSSTG77+014H01	ZG045150	SHIELD GASKET	9
	7ZS15063001+H01	ZS041810	THERMAL SHEET	27
	7ZS22110301+H01	ZS038190	THERMAL SEAT	11
	7ZS40405001+H01	ZS044250	THERMAL SHEET	25
⊙	82142540		KEY COUNTER	29
	M2307010		BINDING BAND,T18R	21
	M7005010		CLAMP,EMT-3N(TAKEUCHI)	3

• Parts with "⊙" indicate regular maintenance parts.

KYOCERA MITA AMERICA, INC.

Headquarters:

225 Sand Road,
Fairfield, New Jersey 07004-0008
TEL : (973) 808-8444
FAX : (973) 882-6000

New York Branch:

1410 Broadway 23rd floor
New York, NY 10018
TEL : (917) 286-5400
FAX : (917) 286-5402

Northeastern Region:

225 Sand Road,
Fairfield, New Jersey 07004-0008
TEL : (973) 808-8444
FAX : (973) 882-4401

Midwestern Region:

201 Hansen Court Suite 119
Wood Dale, Illinois 60191
TEL : (630) 238-9982
FAX : (630) 238-9487

Western Region:

14101 Alton Parkway,
Irvine, California 92618-7006
TEL : (949) 457-9000
FAX : (949) 457-9119

Southeastern Region:

1500 Oakbrook Drive,
Norcross, Georgia 30093
TEL : (770) 729-9786
FAX : (770) 729-9873

Southwestern Region:

2825 West Story Road,
Irving, Texas 75038-5299
TEL : (972) 550-8987
FAX : (972) 252-9786

National Operation Center & National Training Center:

2825 West Story Road,
Irving, Texas 75038-5299
TEL : (972) 659-0055
FAX : (972) 570-5816

Latin America Division:

8240 N.W. 52nd. Terrace Dawson Building,
Suite 108 Miami, Florida 33166
TEL : (305) 421-6640
FAX : (305) 421-6666

KYOCERA MITA CANADA, LTD.

6120 Kestrel Road, Mississauga,
Ontario L5T 1S8, Canada
TEL : (905) 670-4425
FAX : (905) 670-8116

KYOCERA MITA MEXICO, S.A. DE C.V.

Av. 16 de Septiembre #407
Col. Santa Inés,
Azcapotzalco México,
D.F. 02130, México
TEL : (55) 5383-2741
FAX : (55) 5383-7804

©2007 KYOCERA MITA Corporation

<http://www.kyoceramita.com>

 **KYOCERA** is a trademark of Kyocera Corporation

Printed in U.S.A.